

**LAGUNA JOINT SCHOOL DISTRICT
BOARD OF TRUSTEES
2657 Chileno Valley Road, Petaluma, CA 94952**

The November 10, 2020 Laguna Joint School District Board Meeting will be held via Zoom.
The public may join the meeting via Zoom at the address below.

Join Zoom Meeting

<https://us02web.zoom.us/j/88656647413?pwd=dG1BNW1ZQXFmSTllbFdzdTdqWEFoZz09>

Phone: +1 (669) 900-6833 Meeting ID: 886 5664 7413 Passcode: 931290

REGULAR MEETING
Tuesday, November 10, 2020
6:30 p.m.

1. Call to Order.....Action
2. Roll Call.....Action
3. Approval and Adoption of Agenda.....Action
4. Approval of Board Meeting Minutes October 13, 2020 Special Joint Meeting and October 13, 2020 Regular Meeting.....Action

CONSENT AGENDA

5. Monthly Report of School Board Investments.
The Marin County Treasurer Investment Report for July, 2020 and August, 2020, are provided for review and comment.
 6. Financial Activity Report
The Marin County Office of Education staff will provide the Financial Activity Reports as of October 30, 2020.
 7. Financial Summary Report
The Marin County Office of Education staff will provide the Financial Summary Reports as of October 30, 2020.
- Consent Agenda.....Action

PUBLIC COMMENT

8. Public Forum (non-confidential matters only).....Info
This is an opportunity for the public to direct questions or comments related to school business to the Governing Board concerning matters not on the agenda.


ACTION ITEMS

9. Principal's Report.....Action
Principal/Teacher will report on school activities and administrative matters pertaining to the school.
10. Interdistrict Transfer Agreements.....Action
Requests for Interdistrict Transfers to Laguna Joint School District will be reported for Governing Board action.
11. Report on School District Reorganization Activities.....Action
The Board will receive an update on activities from the Reorganization Subcommittee Member.
12. SchoolsRule Funding for 2020-21.....Action
The Board will receive an update on the SchoolsRule fundraiser and accept The donation to the District.
13. Ratification of Warrants Paid.....Action
The warrants paid as of October 30, 2020 will be presented for Governing Board approval.
14. Other Business.....Info
15. Correspondence.....Info
 - Facility Inspection Tool 2020-2021
16. Adjournment.....Action

**Reminder: The next Board Meeting will be held
Tuesday, December 15, 2020 at 6:30 pm**

Agenda Item 4

Agenda Item 5



DIVISION OF THE DEPARTMENT OF FINANCE
TREASURER
Excellent and responsive fiscal leadership.

Roy Given, CPA
DIRECTOR

September 22, 2020

Mina Martlinovich, CPA
ASSISTANT DIRECTOR

Katie Rice, President
Board of Supervisors
County of Marin
3501 Civic Center Dr. #329
San Rafael, CA 94903

Mary Jane Burke
Superintendent of Schools
Marin County Office of Education
P.O. Box 4925
San Rafael, CA 94913

Marin County Schools,
Special Districts, and
MCERA

Karen Shaw
FINANCE DIVISION CHIEF

RE: MONTHLY REPORT OF COUNTY, SCHOOLS AND DISTRICT INVESTMENTS
as of July 31, 2020.

Marin County Civic Center
3501 Civic Center Drive
Suite 209
PO Box 4220
San Rafael, CA 94913-4220
415 473 6143 T
415 473 3741 F
CRS Dial 711
www.marincounty.org/treas

Dear Investment Fund Participants:

The attached Monthly Report of County, Schools and District investments is provided for your review.

* The investments were made pursuant to Government Code Sections 53601, 53635 and comply with the County Treasurer's Statement of Investment Policy. The investment policy provides for:

- Preservation of capital through high quality investments;
- Maintenance of sufficient liquidity to meet participant operating needs; and
- A rate of return consistent with the above objectives.

* Maturities are scheduled to meet participant expenditure requirements for the next six months.

* Attached spreadsheets identify investment type, issuer, maturity date, amount invested and fair market value for each security held. Fair market values were determined by Wells Fargo Institutional Trust Services on all securities except for investments in the Local Agency Investment Fund which was valued at face value by us. Adjustments have been made for premiums, discounts and accrued interest on discount securities to make the book value and fair market value more comparable.

I trust you find this report informative. Should you have any questions or need additional information, please do not hesitate to call me directly at 415.473.3736. You can also visit our website at: <https://www.marincounty.org/depts/df/divisions/treasurer>


Respectfully submitted,

Roy Given
Director of Finance

RG: bg
Attachments

cc: Matthew Hymel, County Administrator
Marin County Treasury Oversight Committee

CASA



**TREASURER DIVISION - DEPARTMENT OF FINANCE
 REPORT OF INVESTMENTS - OPERATING FUNDS
 COUNTY OF MARIN, SCHOOLS & SPECIAL DISTRICTS**

July 31, 2020

Page 1

INVESTMENT #	TYPE	FACE VALUE	STATED RATE	MATURITY DATE	PURCHASE DATE	BOOK VALUE	YTM 360 DAYS	YTM 365 DAYS	DESCRIPTION	MARKET VALUE
142	LA1	254,291.48	2.967	//	07/01/2011	254,291.48	0.907	0.920	Local Agency Investment Fund	254,291.48
3490	LA2	0.00	5.170	//	07/01/2011	0.00	0.000	0.001	MM-DREYFUS	0.00
9149	LA2	10,684,154.00	0.040	//	07/01/2011	10,684,154.00	0.059	0.060	MM-FIDELITY Institutional Gov	10,684,154.00
4366	LA2	0.00	4.930	//	07/01/2011	0.00	0.009	0.010	NATIONS Treasury Reserves	0.00
2246	LA2	22,988,091.59	4.760	//	07/01/2011	22,988,091.59	0.049	0.050	MM-WELLS FARGO Institutional G	22,988,091.59
12649	FAD	5,000,000.00	1.590	08/03/2020	11/29/2019	4,945,233.33	1.627	1.650	Federal Home Loan Discount	5,000,000.00
12650	FAD	3,000,000.00	1.590	08/04/2020	11/29/2019	2,967,007.50	1.627	1.650	Federal Home Loan Discount	3,000,000.00
12651	FAD	3,000,000.00	1.590	08/05/2020	11/29/2019	2,966,875.00	1.627	1.650	Federal Home Loan Discount	3,000,000.00
12652	FAD	3,000,000.00	1.590	08/06/2020	11/29/2019	2,966,742.50	1.628	1.650	Federal Home Loan Discount	2,999,970.00
12614	FAD	11,000,000.00	1.530	08/07/2020	11/13/2019	10,874,710.00	1.567	1.589	Fed Home Ln Mtg Corp Disc	10,999,890.00
12615	FAD	8,000,000.00	1.530	08/10/2020	11/13/2019	7,907,860.00	1.567	1.589	Fed Home Ln Mtg Corp Disc	7,999,920.00
12667	FAD	4,000,000.00	1.475	08/11/2020	12/06/2019	3,959,191.67	1.512	1.533	Fed Home Ln Mtg Corp Disc	3,999,920.00
12647	FAD	4,000,000.00	1.595	08/13/2020	11/27/2019	3,953,922.22	1.634	1.656	Federal Home Loan Discount	3,999,920.00
12699	FAD	3,000,000.00	1.500	08/14/2020	12/23/2019	2,970,625.00	1.538	1.559	Federal Home Loan Discount	2,999,940.00
12700	FAD	3,000,000.00	1.500	08/17/2020	12/23/2019	2,970,250.00	1.538	1.559	Federal Home Loan Discount	2,999,910.00
12701	FAD	3,000,000.00	1.500	08/18/2020	12/23/2019	2,970,125.00	1.538	1.559	Federal Home Loan Discount	2,999,910.00
12525	FAD	3,500,000.00	1.720	08/19/2020	08/23/2019	3,439,465.56	1.771	1.796	Federal Home Loan Discount	3,499,895.00
12526	FAD	3,500,000.00	1.720	08/20/2020	08/23/2019	3,439,298.33	1.771	1.796	Federal Home Loan Discount	3,499,895.00
12703	FAD	5,000,000.00	1.610	08/21/2020	12/27/2019	4,946,780.56	1.652	1.675	Federal Farm Credit Bank Disc	4,999,850.00
12645	FAD	9,500,000.00	1.510	08/21/2020	11/26/2019	9,392,810.97	1.546	1.568	Fed Home Ln Mtg Corp Disc	9,499,715.00
12635	FAD	7,000,000.00	1.500	08/24/2020	11/20/2019	6,918,916.67	1.537	1.558	Fed Home Ln Mtg Corp Disc	6,999,720.00
12668	FAD	4,000,000.00	1.465	08/25/2020	12/06/2019	3,957,189.44	1.503	1.523	Fed Home Ln Mtg Corp Disc	3,999,840.00

INVESTMENT #	TYPE	FACE VALUE	STATED RATE	MATURITY DATE	PURCHASE DATE	BOOK VALUE	YTM 360 DAYS	YTM 365 DAYS	DESCRIPTION	MARKET VALUE
12528	FAC	5,000,000.00	1.750	08/26/2020	08/26/2019	4,998,945.00	1.747	1.771	Federal Home Loan Bank	5,005,000.00
12658	FAD	4,000,000.00	1.520	08/27/2020	12/03/2019	3,954,737.78	1.560	1.581	Fed Home Ln Mtg Corp Disc	3,999,800.00
12616	FAD	18,000,000.00	1.530	08/28/2020	11/13/2019	17,778,915.00	1.568	1.590	Fed Home Ln Mtg Corp Disc	17,999,100.00
12617	FAD	9,000,000.00	1.530	08/31/2020	11/13/2019	8,888,310.00	1.569	1.590	Fed Home Ln Mtg Corp Disc	8,999,550.00
12684	FAD	5,000,000.00	1.520	08/31/2020	12/12/2019	4,944,477.78	1.560	1.581	Fed Home Ln Mtg Corp Disc	4,999,750.00
12713	FAD	6,000,000.00	1.480	09/01/2020	01/06/2020	5,941,046.67	1.513	1.534	Federal Home Loan Discount	5,999,580.00
12715	FAD	3,000,000.00	1.480	09/02/2020	01/08/2020	2,970,646.67	1.513	1.534	Federal Home Loan Discount	2,999,790.00
12534	FAC	5,000,000.00	1.750	09/03/2020	09/03/2019	5,000,440.00	1.717	1.741	Federal Home Loan Bank	5,006,500.00
12720	FAD	8,000,000.00	1.480	09/04/2020	01/15/2020	7,923,368.89	1.512	1.533	Federal Home Loan Discount	7,999,360.00
12747	FAD	5,000,000.00	1.480	09/08/2020	02/14/2020	4,957,450.00	1.510	1.531	Federal Home Loan Discount	4,999,550.00
12751	FAD	6,000,000.00	1.490	09/08/2020	02/20/2020	5,950,085.00	1.520	1.541	Federal Home Loan Discount	5,999,460.00
12753	FAD	3,000,000.00	1.490	09/09/2020	02/21/2020	2,975,042.50	1.520	1.541	Federal Home Loan Discount	2,999,730.00
12749	FAD	3,000,000.00	1.480	09/10/2020	02/19/2020	2,974,840.00	1.510	1.531	Federal Home Loan Discount	2,999,730.00
12750	FAD	3,000,000.00	1.480	09/11/2020	02/19/2020	2,974,716.67	1.510	1.531	Federal Home Loan Discount	2,999,700.00
12754	FAD	3,000,000.00	1.490	09/14/2020	02/24/2020	2,974,794.17	1.520	1.541	Federal Home Loan Discount	2,999,700.00
11876	MC1	44,000.00	3.500	09/14/2020	09/15/2017	44,000.00	3.452	3.500	MARIN COUNTY	44,000.00
12755	FAD	4,000,000.00	1.400	09/15/2020	02/25/2020	3,968,422.22	1.427	1.447	Federal Home Loan Discount	3,999,560.00
12756	FAD	4,000,000.00	1.400	09/16/2020	02/25/2020	3,968,266.67	1.427	1.447	Federal Home Loan Discount	3,999,560.00
12475	FAC	5,000,000.00	2.000	09/17/2020	06/17/2019	4,996,990.00	2.021	2.050	Federal Farm Credit Bank	5,011,400.00
12687	FAD	8,000,000.00	1.510	09/18/2020	12/12/2019	7,905,708.89	1.550	1.571	Fed Home Ln Mtg Corp Disc	7,999,120.00
12690	FAD	8,000,000.00	1.510	09/21/2020	12/13/2019	7,905,037.78	1.550	1.571	Fed Home Ln Mtg Corp Disc	7,999,040.00
12688	FAD	3,000,000.00	1.510	09/22/2020	12/12/2019	2,964,137.50	1.550	1.571	Fed Home Ln Mtg Corp Disc	2,999,640.00
12691	FAD	4,000,000.00	1.510	09/23/2020	12/13/2019	3,952,183.33	1.550	1.571	Fed Home Ln Mtg Corp Disc	3,999,480.00
12541	FAC	5,000,000.00	1.875	09/24/2020	09/24/2019	5,000,000.00	1.849	1.875	Federal Home Loan Bank	5,012,350.00
12706	FAD	3,000,000.00	1.470	09/25/2020	12/30/2019	2,966,925.00	1.508	1.529	Fed Home Ln Mtg Corp Disc	2,999,610.00
12694	FAD	7,000,000.00	1.520	09/28/2020	12/17/2019	6,915,471.11	1.560	1.582	Fed Home Ln Mtg Corp Disc	6,999,020.00
12707	FAD	10,000,000.00	1.470	09/28/2020	12/30/2019	9,888,525.00	1.508	1.529	Fed Home Ln Mtg Corp Disc	9,998,600.00

INVESTMENT #	TYPE	FACE VALUE	STATED RATE	MATURITY DATE	PURCHASE DATE	BOOK VALUE	YTM 360 DAYS	YTM 365 DAYS	DESCRIPTION	MARKET VALUE
12640	FAD	10,000,000.00	1.530	09/30/2020	11/22/2019	9,866,975.00	1.570	1.592	Fed Agric Mtg Corp Discount	9,998,600.00
12719	FAD	8,000,000.00	1.500	10/01/2020	01/14/2020	7,913,000.00	1.535	1.557	Fed Home Ln Mtg Corp Disc	7,998,800.00
12490	FAC	5,000,000.00	1.850	10/02/2020	07/02/2019	4,995,730.00	1.894	1.920	Federal Farm Credit Bank	5,014,400.00
12491	FAC	10,000,000.00	1.850	10/02/2020	07/02/2019	9,992,100.00	1.888	1.915	Federal Farm Credit Bank	10,028,800.00
12736	FAD	4,000,000.00	1.470	10/05/2020	01/30/2020	3,959,330.00	1.503	1.524	Fed Home Ln Mtg Corp Disc	3,999,360.00
12721	FAD	3,000,000.00	1.500	10/06/2020	01/15/2020	2,966,875.00	1.536	1.557	Fed Home Ln Mtg Corp Disc	2,999,520.00
12731	FAD	8,000,000.00	1.470	10/07/2020	01/27/2020	7,917,026.67	1.504	1.525	Fed Home Ln Mtg Corp Disc	7,998,720.00
12734	FAD	5,000,000.00	1.470	10/08/2020	01/29/2020	4,948,345.83	1.504	1.525	Fed Home Ln Mtg Corp Disc	4,999,200.00
12723	FAD	3,000,000.00	1.500	10/09/2020	01/17/2020	2,966,750.00	1.536	1.557	Fed Home Ln Mtg Corp Disc	2,999,490.00
12724	FAD	3,000,000.00	1.500	10/13/2020	01/17/2020	2,966,250.00	1.536	1.557	Fed Home Ln Mtg Corp Disc	2,999,460.00
12771	FAD	3,000,000.00	0.520	10/14/2020	03/18/2020	2,990,900.00	0.531	0.539	Federal Home Loan Discount	2,999,460.00
12772	FAD	3,000,000.00	0.520	10/15/2020	03/18/2020	2,990,856.67	0.531	0.539	Federal Home Loan Discount	2,999,460.00
12806	FAD	8,000,000.00	0.260	10/16/2020	04/14/2020	7,989,311.11	0.264	0.268	Federal Home Loan Discount	7,998,560.00
12739	FAD	8,000,000.00	1.440	10/19/2020	02/04/2020	7,917,440.00	1.473	1.494	Fed Home Ln Mtg Corp Disc	7,998,480.00
12759	FAD	3,000,000.00	1.340	10/20/2020	02/26/2020	2,973,535.00	1.369	1.388	Fed Home Ln Mtg Corp Disc	2,999,430.00
12762	FAD	3,000,000.00	1.100	10/21/2020	03/02/2020	2,978,641.67	1.127	1.143	Fed Home Ln Mtg Corp Disc	2,999,400.00
12764	FAD	3,000,000.00	0.725	10/22/2020	03/04/2020	2,985,983.33	0.741	0.751	Fed Home Ln Mtg Corp Disc	2,999,400.00
12765	FAD	3,000,000.00	0.725	10/23/2020	03/04/2020	2,985,922.92	0.741	0.751	Fed Home Ln Mtg Corp Disc	2,999,400.00
12737	FAD	12,000,000.00	1.430	10/30/2020	01/31/2020	11,869,870.00	1.464	1.484	Fed Home Ln Mtg Corp Disc	11,997,360.00
12740	FAD	9,000,000.00	1.450	10/30/2020	02/05/2020	8,902,850.00	1.484	1.505	Fed Home Ln Mtg Corp Disc	8,998,020.00
12744	FAD	5,000,000.00	1.460	10/30/2020	02/12/2020	4,947,075.00	1.494	1.515	Fed Home Ln Mtg Corp Disc	4,998,900.00
12741	FAD	8,000,000.00	1.455	11/02/2020	02/06/2020	7,912,700.00	1.490	1.510	Fed Home Ln Mtg Corp Disc	7,998,160.00
12807	FAD	3,000,000.00	0.250	11/03/2020	04/14/2020	2,995,770.83	0.254	0.257	Federal Home Loan Discount	2,999,310.00
12815	FAD	3,000,000.00	0.180	11/03/2020	04/16/2020	2,996,985.00	0.183	0.185	Federal Home Loan Discount	2,999,310.00
12808	FAD	3,000,000.00	0.250	11/04/2020	04/14/2020	2,995,750.00	0.254	0.257	Federal Home Loan Discount	2,999,310.00
12745	FAD	8,000,000.00	1.450	11/06/2020	02/13/2020	7,913,966.67	1.484	1.505	Fed Home Ln Mtg Corp Disc	7,998,080.00
12809	FAD	3,000,000.00	0.250	11/09/2020	04/14/2020	2,995,645.83	0.254	0.257	Federal Home Loan Discount	2,999,280.00

INVESTMENT #	TYPE	FACE VALUE	STATED RATE	MATURITY DATE	PURCHASE DATE	BOOK VALUE	YTM 360 DAYS	YTM 365 DAYS	DESCRIPTION	MARKET VALUE
12810	FAD	3,000,000.00	0.250	11/10/2020	04/14/2020	2,995,625.00	0.254	0.257	Federal Home Loan Discount	2,999,250.00
12642	FAD	10,000,000.00	1.550	11/13/2020	11/25/2019	9,847,583.33	1.593	1.616	Fed Agric Mrg Corp (FarmerMac)	9,997,500.00
12816	FAD	7,000,000.00	0.180	11/16/2020	04/16/2020	6,992,510.00	0.183	0.185	Federal Home Loan Discount	6,998,180.00
12689	FAD	5,000,000.00	1.590	11/17/2020	12/13/2019	4,924,916.67	1.635	1.658	Federal Farm Credit Bank Disc	4,998,700.00
12838	FAD	3,000,000.00	0.110	11/18/2020	05/14/2020	2,998,276.67	0.112	0.114	Federal Home Loan Discount	2,999,190.00
12839	FAD	3,000,000.00	0.110	11/19/2020	05/14/2020	2,998,267.50	0.112	0.114	Federal Home Loan Discount	2,999,190.00
12869	FAD	4,000,000.00	0.150	11/23/2020	06/24/2020	3,997,466.67	0.150	0.152	Federal Home Loan Discount	3,998,880.00
12742	FAD	12,000,000.00	1.440	11/30/2020	02/11/2020	11,859,360.00	1.476	1.496	Fed Home Ln Mtg Corp Disc	11,996,400.00
12760	FAD	5,000,000.00	1.310	11/30/2020	02/27/2020	4,949,601.39	1.340	1.359	Fed Home Ln Mtg Corp Disc	4,998,500.00
12763	FAD	5,000,000.00	0.820	11/30/2020	03/02/2020	4,968,908.33	0.838	0.849	Fed Home Ln Mtg Corp Disc	4,998,500.00
12692	FAD	8,000,000.00	1.500	12/14/2020	12/16/2019	7,878,666.67	1.542	1.564	Federal Home Loan Discount	7,997,040.00
12768	FAD	25,000,000.00	0.420	12/14/2020	03/13/2020	24,919,500.00	0.428	0.434	Federal Home Loan Discount	24,990,750.00
12775	FAD	20,000,000.00	0.340	12/15/2020	03/20/2020	19,949,000.00	0.346	0.351	Fed Agric Mtg Corp Discount	19,992,600.00
12786	FAD	15,000,000.00	0.220	12/15/2020	04/02/2020	14,976,441.67	0.223	0.226	Fed Agric Mtg Corp Discount	14,994,450.00
12790	FAD	15,000,000.00	0.220	12/15/2020	04/06/2020	14,976,808.33	0.223	0.226	Fed Agric Mtg Corp Discount	14,994,450.00
12791	FAD	15,000,000.00	0.220	12/15/2020	04/06/2020	14,976,808.33	0.223	0.226	Fed Agric Mtg Corp Discount	14,994,450.00
12792	FAD	5,000,000.00	0.220	12/15/2020	04/07/2020	4,992,300.00	0.223	0.226	Fed Agric Mtg Corp Discount	4,998,150.00
12702	FAD	17,400,000.00	1.540	12/15/2020	12/26/2019	17,135,761.67	1.583	1.605	Federal Home Loan Discount	17,393,562.00
12769	FAD	28,000,000.00	0.520	12/15/2020	03/16/2020	27,889,182.22	0.530	0.537	Federal Home Loan Discount	27,989,640.00
12800	FAD	8,000,000.00	0.160	12/16/2020	04/08/2020	7,991,040.00	0.162	0.164	Fed Natl Mtg Assoc Disc	7,997,040.00
12801	FAD	3,000,000.00	0.160	12/17/2020	04/08/2020	2,996,626.67	0.162	0.164	Fed Natl Mtg Assoc Disc	2,998,860.00
12841	FAD	10,000,000.00	0.110	12/18/2020	05/22/2020	9,993,583.33	0.112	0.113	Federal Home Loan Discount	9,996,200.00
12802	FAD	3,000,000.00	0.160	12/18/2020	04/08/2020	2,996,613.33	0.162	0.164	Fed Natl Mtg Assoc Disc	2,998,860.00
12124	FAC	5,000,000.00	2.700	12/21/2020	05/21/2018	4,994,600.00	2.706	2.744	Federal Farm Credit Bank	5,049,700.00
12811	FAD	3,000,000.00	0.250	12/22/2020	04/15/2020	2,994,770.83	0.254	0.257	Federal Home Loan Discount	2,998,830.00
12812	FAD	3,000,000.00	0.250	12/23/2020	04/15/2020	2,994,750.00	0.254	0.257	Federal Home Loan Discount	2,998,830.00
12777	FAD	6,000,000.00	0.350	12/28/2020	03/24/2020	5,983,725.00	0.356	0.361	Federal Home Loan Discount	5,997,540.00

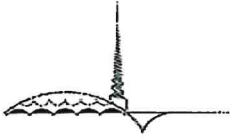
INVESTMENT #	TYPE	FACE VALUE	STATED RATE	MATURITY DATE	PURCHASE DATE	BOOK VALUE	YTM 360 DAYS	YTM 365 DAYS	DESCRIPTION	MARKET VALUE
12779	FAD	3,000,000.00	0.350	12/29/2020	03/26/2020	2,991,891.67	0.356	0.361	Federal Home Loan Discount	2,998,770.00
12780	FAD	3,000,000.00	0.350	12/30/2020	03/26/2020	2,991,862.50	0.356	0.361	Federal Home Loan Discount	2,998,770.00
12813	FAD	3,000,000.00	0.250	12/31/2020	04/15/2020	2,994,583.33	0.254	0.257	Federal Home Loan Discount	2,998,740.00
12778	FAD	10,000,000.00	0.350	01/04/2021	03/25/2020	9,972,291.67	0.356	0.361	Fed Agric Mtg Corp Discount	9,995,700.00
12783	FAD	3,000,000.00	0.170	01/07/2021	03/31/2020	2,996,005.00	0.172	0.175	Federal Home Loan Discount	2,998,680.00
12784	FAD	8,000,000.00	0.170	01/08/2021	03/31/2020	7,989,308.89	0.172	0.175	Federal Home Loan Discount	7,996,480.00
12863	FAD	2,000,000.00	0.150	01/08/2021	06/22/2020	1,998,333.33	0.152	0.154	Federal Home Loan Discount	1,999,120.00
12725	FAD	3,000,000.00	1.500	01/11/2021	01/21/2020	2,955,500.00	1.542	1.563	Federal Home Loan Discount	2,998,650.00
12726	FAD	3,000,000.00	1.500	01/12/2021	01/21/2020	2,955,375.00	1.542	1.563	Federal Home Loan Discount	2,998,650.00
12729	FAD	3,000,000.00	1.520	01/13/2021	01/24/2020	2,955,033.33	1.562	1.584	Federal Home Loan Discount	2,998,650.00
12886	FAD	3,000,000.00	0.100	01/14/2021	07/24/2020	2,998,550.00	0.100	0.101	Federal Home Loan Discount	2,998,620.00
12887	FAD	5,000,000.00	0.100	01/15/2021	07/24/2020	4,997,569.44	0.100	0.101	Federal Home Loan Discount	4,997,700.00
12882	FAD	5,000,000.00	0.150	01/20/2021	07/08/2020	4,995,916.67	0.153	0.155	Federal Home Loan Discount	4,997,650.00
12885	FAC	10,000,000.00	0.150	01/22/2021	07/22/2020	10,000,000.00	0.147	0.150	Fed Agric Mrg Corp (FarmerMac)	10,001,800.00
12818	FAD	8,000,000.00	0.190	01/22/2021	04/17/2020	7,988,177.78	0.193	0.195	Federal Home Loan Discount	7,996,160.00
12854	FAD	5,000,000.00	0.180	01/25/2021	06/11/2020	4,994,300.00	0.182	0.185	Federal Home Loan Discount	4,997,550.00
12853	FAD	3,000,000.00	0.180	01/26/2021	06/11/2020	2,996,565.00	0.182	0.185	Federal Home Loan Discount	2,998,530.00
12761	FAD	28,000,000.00	1.100	01/28/2021	02/28/2020	27,713,388.89	1.126	1.142	Federal Home Loan Discount	27,986,280.00
12830	FAD	19,000,000.00	0.150	01/29/2021	04/28/2020	18,978,150.00	0.152	0.154	Federal Home Loan Discount	18,990,500.00
12040	MC1	100,000.00	3.500	01/31/2021	02/13/2018	100,115.07	3.448	3.495	MARIN COUNTY	100,115.07
12861	FAD	7,000,000.00	0.170	02/01/2021	06/16/2020	6,992,397.22	0.172	0.175	Federal Home Loan Discount	6,996,430.00
12888	FAD	3,000,000.00	0.110	02/02/2021	07/27/2020	2,998,258.33	0.112	0.114	Federal Home Loan Discount	2,998,470.00
12889	FAD	3,000,000.00	0.110	02/03/2021	07/27/2020	2,998,249.17	0.112	0.114	Federal Home Loan Discount	2,998,470.00
12895	FAD	3,000,000.00	0.090	02/04/2021	07/31/2020	2,998,590.00	0.092	0.093	Federal Home Loan Discount	2,998,458.00
12867	FAD	12,000,000.00	0.160	02/05/2021	06/23/2020	11,987,893.33	0.162	0.164	Federal Home Loan Discount	11,993,760.00
12743	FAD	5,000,000.00	1.490	02/08/2021	02/12/2020	4,925,086.11	1.532	1.553	Federal Home Loan Discount	4,997,400.00
12868	FAD	7,000,000.00	0.160	02/08/2021	06/23/2020	6,992,844.44	0.162	0.164	Federal Home Loan Discount	6,996,360.00

INVESTMENT #	TYPE	FACE VALUE	STATED RATE	MATURITY DATE	PURCHASE DATE	BOOK VALUE	YTM 360 DAYS	YTM 365 DAYS	DESCRIPTION	MARKET VALUE
12896	FAD	3,000,000.00	0.090	02/09/2021	07/31/2020	2,998,552.50	0.091	0.093	Federal Home Loan Discount	2,998,416.00
12866	FAD	4,000,000.00	0.160	02/10/2021	06/22/2020	3,995,857.78	0.162	0.164	Federal Home Loan Discount	3,997,880.00
12897	FAD	3,000,000.00	0.090	02/11/2021	07/31/2020	2,998,537.50	0.091	0.093	Federal Home Loan Discount	2,998,401.00
12890	FAD	4,000,000.00	0.110	02/12/2021	07/27/2020	3,997,555.56	0.112	0.113	Federal Home Loan Discount	3,997,840.00
12898	FAD	3,000,000.00	0.090	02/16/2021	07/31/2020	2,998,500.00	0.091	0.093	Federal Home Loan Discount	2,998,350.00
12785	FAD	8,000,000.00	0.180	02/19/2021	03/31/2020	7,987,000.00	0.182	0.185	Fed Home Ln Mtg Corp Disc	7,995,520.00
12870	FAD	6,000,000.00	0.145	02/22/2021	06/25/2020	5,994,151.67	0.147	0.149	Federal Home Loan Discount	5,996,640.00
12871	TRD	3,000,000.00	0.155	02/25/2021	06/25/2020	2,996,835.42	0.157	0.159	T BILL	2,998,110.00
12893	FAD	20,000,000.00	0.110	02/26/2021	07/29/2020	19,987,044.44	0.112	0.113	Federal Home Loan Discount	19,988,600.00
12782	FAD	10,000,000.00	0.130	03/01/2021	03/30/2020	9,987,866.67	0.132	0.133	Fed Agric Mtg Corp Discount	9,994,200.00
12793	FAD	3,000,000.00	0.200	03/02/2021	04/07/2020	2,994,516.67	0.203	0.205	Fed Natl Mtg Assoc Disc	2,998,230.00
12794	FAD	3,000,000.00	0.200	03/03/2021	04/07/2020	2,994,500.00	0.203	0.205	Fed Natl Mtg Assoc Disc	2,998,230.00
12795	FAD	3,000,000.00	0.200	03/04/2021	04/07/2020	2,994,483.33	0.203	0.205	Fed Natl Mtg Assoc Disc	2,998,230.00
12796	FAD	8,000,000.00	0.200	03/05/2021	04/07/2020	7,985,244.44	0.203	0.205	Fed Natl Mtg Assoc Disc	7,995,280.00
12797	FAD	7,000,000.00	0.200	03/08/2021	04/08/2020	6,987,011.11	0.203	0.205	Fed Natl Mtg Assoc Disc	6,995,800.00
12798	FAD	3,000,000.00	0.200	03/09/2021	04/08/2020	2,994,416.67	0.203	0.205	Fed Natl Mtg Assoc Disc	2,998,170.00
12821	FAD	3,000,000.00	0.130	03/10/2021	04/22/2020	2,996,511.67	0.131	0.133	Federal Home Loan Discount	2,998,170.00
12862	FAD	10,000,000.00	0.190	03/15/2021	06/17/2020	9,985,697.22	0.193	0.195	Federal Home Loan Discount	9,993,800.00
12773	FAD	3,000,000.00	0.350	03/18/2021	03/19/2020	2,989,383.33	0.355	0.360	Federal Home Loan Discount	2,998,110.00
12774	FAD	8,000,000.00	0.350	03/19/2021	03/19/2020	7,971,611.11	0.355	0.360	Federal Home Loan Discount	7,994,960.00
12822	FAD	5,000,000.00	0.170	03/22/2021	04/23/2020	4,992,137.50	0.172	0.175	Fed Agric Mtg Corp Discount	4,996,800.00
12832	FAD	3,000,000.00	0.160	03/29/2021	04/30/2020	2,995,560.00	0.162	0.164	Federal Home Loan Discount	2,998,020.00
12833	FAD	3,000,000.00	0.160	03/30/2021	04/30/2020	2,995,546.67	0.162	0.164	Federal Home Loan Discount	2,998,020.00
12831	FAD	10,000,000.00	0.180	03/31/2021	04/29/2020	9,983,200.00	0.182	0.185	Federal Home Loan Discount	9,993,300.00
12834	FAD	8,000,000.00	0.160	03/31/2021	04/30/2020	7,988,088.89	0.162	0.164	Federal Home Loan Discount	7,994,640.00
12877	FAC	10,000,000.00	0.170	04/01/2021	07/01/2020	10,000,000.00	0.167	0.170	Fed Agric Mrg Corp (FarmerMac)	10,002,500.00
12493	FAC	10,000,000.00	1.770	04/05/2021	07/05/2019	9,983,600.00	1.840	1.866	Federal Farm Credit Bank	10,109,400.00

INVESTMENT #	TYPE	FACE VALUE	STATED RATE	MATURITY DATE	PURCHASE DATE	BOOK VALUE	YTM 360 DAYS	YTM 365 DAYS	DESCRIPTION	MARKET VALUE
12716	FAC	5,000,000.00	1.600	04/09/2021	01/09/2020	5,000,000.00	1.578	1.600	Federal Farm Credit Bank	5,050,350.00
12805	FAD	60,000,000.00	0.300	04/12/2021	04/13/2020	59,818,000.00	0.304	0.309	Federal Home Loan Discount	59,953,800.00
12814	FAD	15,000,000.00	0.220	04/15/2021	04/15/2020	14,966,541.67	0.223	0.226	Federal Home Loan Discount	14,988,300.00
12835	FAD	15,000,000.00	0.140	04/15/2021	05/05/2020	14,979,875.00	0.142	0.144	Federal Home Loan Discount	14,988,300.00
12828	FAD	8,000,000.00	0.210	04/16/2021	04/28/2020	7,983,526.67	0.213	0.216	Federal Home Loan Discount	7,993,760.00
12829	FAD	5,000,000.00	0.210	04/19/2021	04/28/2020	4,989,616.67	0.213	0.216	Federal Home Loan Discount	4,996,050.00
12825	FAD	3,000,000.00	0.210	04/20/2021	04/24/2020	2,993,682.50	0.213	0.216	Federal Home Loan Discount	2,997,630.00
12823	FAD	4,000,000.00	0.180	04/22/2021	04/24/2020	3,992,740.00	0.182	0.185	Federal Home Loan Discount	3,996,800.00
12844	FAD	3,500,000.00	0.140	04/23/2021	05/26/2020	3,495,481.11	0.142	0.144	Federal Home Loan Discount	3,497,200.00
12845	FAD	5,000,000.00	0.140	04/26/2021	05/27/2020	4,993,505.56	0.142	0.144	Federal Home Loan Discount	4,995,950.00
12846	FAD	3,000,000.00	0.140	04/27/2021	05/27/2020	2,996,091.67	0.142	0.144	Federal Home Loan Discount	2,997,540.00
12847	FAD	3,000,000.00	0.140	04/28/2021	05/27/2020	2,996,080.00	0.142	0.144	Federal Home Loan Discount	2,997,540.00
12848	FAD	3,000,000.00	0.140	04/29/2021	05/27/2020	2,996,068.33	0.142	0.144	Federal Home Loan Discount	2,997,540.00
12842	FAD	26,000,000.00	0.120	04/30/2021	05/26/2020	25,970,620.00	0.121	0.123	Federal Home Loan Discount	25,978,680.00
12849	FAD	10,000,000.00	0.140	05/03/2021	05/29/2020	9,986,816.67	0.142	0.144	Federal Home Loan Discount	9,991,700.00
12836	FAD	4,000,000.00	0.150	05/06/2021	05/08/2020	3,993,950.00	0.152	0.154	Federal Home Loan Discount	3,996,640.00
12878	FAD	3,000,000.00	0.130	05/13/2021	07/02/2020	2,996,587.50	0.132	0.133	Fed Natl Mtg Assoc Disc	2,997,420.00
12855	FAD	8,000,000.00	0.120	05/14/2021	06/15/2020	7,991,120.00	0.121	0.123	Federal Home Loan Discount	7,993,040.00
12459	FAC	5,000,000.00	2.250	05/17/2021	05/17/2019	4,998,650.00	2.232	2.263	Federal Farm Credit Bank	5,083,100.00
12851	FAD	5,000,000.00	0.180	06/01/2021	06/04/2020	4,990,950.00	0.182	0.185	Fed Agric Mtg Corp Discount	4,995,400.00
12856	FAD	7,000,000.00	0.120	06/02/2021	06/15/2020	6,991,786.67	0.121	0.123	Federal Home Loan Discount	6,993,490.00
12857	FAD	8,000,000.00	0.170	06/04/2021	06/15/2020	7,986,626.67	0.172	0.174	Federal Home Loan Bank	7,992,560.00
12858	FAD	3,000,000.00	0.170	06/07/2021	06/15/2020	2,994,942.50	0.172	0.174	Federal Home Loan Discount	2,997,180.00
12859	FAD	3,000,000.00	0.170	06/08/2021	06/15/2020	2,994,928.33	0.172	0.174	Federal Home Loan Discount	2,997,180.00
12860	FAD	8,000,000.00	0.170	06/11/2021	06/15/2020	7,986,362.22	0.172	0.174	Federal Home Loan Discount	7,992,400.00
12879	FAD	8,000,000.00	0.130	06/14/2021	07/06/2020	7,990,091.11	0.132	0.133	Fed Natl Mtg Assoc Disc	7,992,320.00
12880	FAD	3,000,000.00	0.130	06/15/2021	07/06/2020	2,996,273.33	0.131	0.133	Fed Natl Mtg Assoc Disc	2,997,090.00

INVESTMENT #	TYPE	FACE VALUE	STATED RATE	MATURITY DATE	PURCHASE DATE	BOOK VALUE	YTM 360 DAYS	YTM 365 DAYS	DESCRIPTION	MARKET VALUE
12881	FAD	3,000,000.00	0.130	06/16/2021	07/06/2020	2,996,262.50	0.131	0.133	Fed Natl Mtg Assoc Disc	2,997,090.00
12864	FAD	3,000,000.00	0.180	06/17/2021	06/22/2020	2,994,600.00	0.182	0.185	Federal Home Loan Discount	2,997,090.00
12872	FAC	5,000,000.00	0.180	06/29/2021	06/29/2020	4,997,250.00	0.231	0.235	Federal Home Loan Bank	5,000,050.00
12826	FAC	5,000,000.00	0.250	07/27/2021	04/27/2020	4,999,350.00	0.256	0.260	Federal Farm Credit Bank	5,004,750.00
12837	FAC	5,000,000.00	0.160	08/12/2021	05/12/2020	4,998,450.00	0.182	0.184	Federal Farm Credit Bank	5,001,300.00
12516	FAC	5,000,000.00	2.050	08/12/2021	08/12/2019	5,000,000.00	2.021	2.050	Fed Agric Mrg Corp (FarmerMac)	5,001,700.00
11877	MC1	42,000.00	3.560	09/15/2021	09/15/2017	42,000.00	3.511	3.560	MARIN COUNTY	42,000.00
12540	FAC	5,000,000.00	1.625	09/17/2021	09/17/2019	4,992,500.00	1.678	1.701	Federal Farm Credit Bank	5,082,150.00
12586	FAC	5,000,000.00	1.650	10/29/2021	10/29/2019	5,000,000.00	1.627	1.650	Fed Home Ln Mtg Corp	5,017,850.00
12876	FAC	20,000,000.00	0.180	10/29/2021	07/01/2020	20,000,000.00	0.177	0.180	Fed Agric Mrg Corp (FarmerMac)	20,010,800.00
12865	FAC	5,000,000.00	0.250	12/22/2021	06/22/2020	5,000,000.00	0.246	0.250	Fed Agric Mrg Corp (FarmerMac)	5,000,500.00
12041	MC1	100,000.00	3.560	02/01/2022	02/13/2018	100,117.04	3.507	3.555	MARIN COUNTY	100,117.04
12738	FAC	5,000,000.00	1.550	02/04/2022	02/04/2020	5,000,000.00	1.528	1.550	Federal Home Loan Bank	5,000,200.00
11738	RRP	348,149.12	4.500	02/28/2022	03/01/2017	348,149.12	4.438	4.500	MARIN COUNTY	348,149.12
12770	FAC	5,000,000.00	0.625	03/18/2022	03/18/2020	5,000,000.00	0.616	0.625	Federal Farm Credit Bank	5,036,300.00
12817	FAC	5,000,000.00	0.800	04/20/2022	04/17/2020	5,000,000.00	0.789	0.799	Fed Home Ln Mtg Corp	5,000,800.00
12820	FAC	5,000,000.00	0.625	04/20/2022	04/20/2020	5,000,000.00	0.616	0.625	Fed Home Ln Mtg Corp	5,000,600.00
12827	FAC	5,000,000.00	0.500	04/27/2022	04/27/2020	5,000,000.00	0.493	0.500	Fed Home Ln Mtg Corp	5,001,200.00
12840	FAC	5,000,000.00	0.300	05/17/2022	05/15/2020	5,000,000.00	0.295	0.299	Fed Home Ln Mtg Corp	5,000,550.00
12852	FAC	5,000,000.00	0.300	05/20/2022	06/04/2020	5,000,000.00	0.295	0.300	Fed Agric Mrg Corp (FarmerMac)	5,001,050.00
12843	FAC	5,000,000.00	0.270	05/26/2022	05/26/2020	5,000,000.00	0.266	0.270	Fed Home Ln Mtg Corp	5,001,750.00
12873	FAC	5,000,000.00	0.300	06/30/2022	06/30/2020	5,000,000.00	0.295	0.300	Fed Home Ln Mtg Corp	5,001,000.00
12884	FAC	5,000,000.00	0.250	07/20/2022	07/20/2020	5,000,000.00	0.246	0.250	Fed Home Ln Mtg Corp	5,000,800.00
12891	FAC	5,000,000.00	0.250	07/28/2022	07/28/2020	5,000,000.00	0.246	0.250	Fed Home Ln Mtg Corp	5,001,400.00
12894	FAC	5,000,000.00	0.250	07/29/2022	07/29/2020	5,000,000.00	0.246	0.250	Fed Home Ln Mtg Corp	5,000,250.00
12850	FAC	5,000,000.00	0.340	09/01/2022	06/01/2020	5,000,000.00	0.335	0.340	Fed Home Ln Mtg Corp	5,000,100.00
11869	RRP	1,440,239.52	4.500	09/01/2022	09/01/2017	1,440,239.52	4.438	4.500	MARIN COUNTY	1,440,239.52

INVESTMENT #	TYPE	FACE VALUE	STATED RATE	MATURITY DATE	PURCHASE DATE	BOOK VALUE	YTM 360 DAYS	YTM 365 DAYS	DESCRIPTION	MARKET VALUE
11878	MC1	40,000.00	3.648	09/15/2022	09/15/2017	40,000.00	3.598	3.648	MARIN COUNTY	40,000.00
12883	FAC	5,000,000.00	0.300	10/14/2022	07/14/2020	5,000,000.00	0.295	0.300	Fed Home Ln Mtg Corp	5,001,500.00
12824	FAC	5,000,000.00	0.600	10/26/2022	04/24/2020	5,000,000.00	0.591	0.599	Fed Home Ln Mtg Corp	5,000,550.00
12892	FAC	5,000,000.00	0.300	10/28/2022	07/28/2020	5,000,000.00	0.295	0.300	Fed Home Ln Mtg Corp	5,001,300.00
12748	FAC	5,000,000.00	1.650	11/18/2022	02/18/2020	5,000,000.00	1.627	1.650	Fed Home Ln Mtg Corp	5,002,750.00
12662	RRP	300,000.00	3.500	12/05/2022	12/05/2019	300,000.00	3.452	3.500	MARIN COUNTY	300,000.00
12711	FAC	5,000,000.00	1.750	01/06/2023	01/06/2020	5,000,000.00	1.726	1.750	Fed Agric Mrg Corp (FarmerMac)	5,033,350.00
12730	FAC	5,000,000.00	1.700	01/27/2023	01/27/2020	4,997,500.00	1.693	1.717	Fed Natl Mtg Assoc	5,035,000.00
12042	MC1	100,000.00	3.648	02/01/2023	02/13/2018	100,119.93	3.593	3.643	MARIN COUNTY	100,119.93
12752	FAC	5,000,000.00	1.700	02/21/2023	02/21/2020	5,000,000.00	1.676	1.700	Fed Natl Mtg Assoc	5,004,100.00
		1,384,840,925.71				1,378,812,403.20				1,384,984,919.75
AMORTIZATION & ACCRETION OF PREMIUMS & DISCOUNTS						2,832.44	ACCRUED INTEREST DISCOUNT INVESTMENTS			
		1,384,840,925.71				1,378,815,235.64				1,384,984,919.75



TREASURER DIVISION - DEPARTMENT OF FINANCE
PORTFOLIO SUMMARY REPORT - OPERATING FUNDS
COUNTY OF MARIN, SCHOOLS & SPECIAL DISTRICTS
July 31, 2020

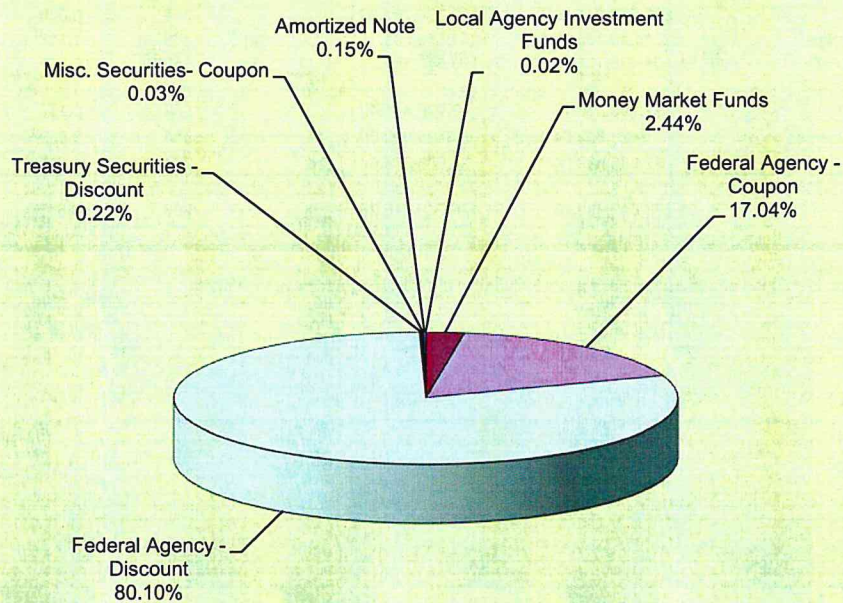
DESCRIPTION	ENDING BALANCE July 31, 2020	AVERAGE BALANCE July 31, 2020	WEIGHTED AVERAGE DAYS TO MATURITY	ANNUALIZED YIELD July 31, 2020	YIELD July 31, 2020
LOCAL AGENCY INVESTMENT FUNDS	\$254,291.48	\$253,842.54	1	0.920	0.920
MONEY MARKET FUNDS	\$33,672,245.59	\$30,736,761.72	1	0.049	0.053
FEDERAL AGENCY ISSUES - COUPON	\$234,946,105.00	\$254,655,801.15	460	1.137	0.970
FEDERAL AGENCY ISSUES - DISCOUNT	\$1,104,428,185.03	\$1,185,543,186.79	153	0.817	0.707
TREASURY SECURITIES - COUPON					
TREASURY SECURITIES - DISCOUNT	\$2,996,835.42	\$2,996,835.42	208	0.157	0.159
MISC SECURITIES - COUPON	\$426,352.04	\$426,000.00	504	3.569	3.566
AMORTIZED NOTE	\$2,088,388.64	\$2,088,388.64	744	4.695	4.356
TOTALS & AVERAGES	\$1,378,812,403.20	\$1,476,700,816.26	203	0.861%	0.741%


The Local Agency Investment Funds is an open ended account and is not included in the total weighted days to maturity.

**Treasurer Division - Department of Finance
Portfolio Yield Report - Operating Funds
County of Marin, Schools & Special Districts
July 31, 2020**

INVESTMENT HOLDINGS	BOOK VALUE	7/31/20
Local Agency Investment Funds	\$254,291.48	0.920%
Money Market Funds	\$33,672,245.59	0.053%
Federal Agency - Coupon	\$234,946,105.00	0.970%
Federal Agency - Discount	\$1,104,428,185.03	0.707%
Treasury Securities - Discount	\$2,996,835.42	0.159%
Misc. Securities- Coupon	\$426,352.04	3.566%
Amortized Note	\$2,088,388.64	4.356%
TOTAL	\$1,378,812,403.20	0.741%

PORTFOLIO ALLOCATION






TREASURER DIVISION - DEPARTMENT OF FINANCE
REPORT OF INVESTMENTS - NON-OPERATING FUNDS
CHILDREN & FAMILIES COMMISSION

July 31, 2020

Page 1


INVESTMENT #	TYPE	FACE VALUE	MATURITY DATE	PURCHASE DATE	BOOK VALUE	YTM 360 DAYS	YTM 365 DAYS	DESCRIPTION	MARKET VALUE
101	LA2	105,620.87	//	//	105,620.87	0.907	0.920	LOCAL AGENCY INVESTMENT FUND	105,620.87
		105,620.87			105,620.87				105,620.87



TREASURER DIVISION - DEPARTMENT OF FINANCE
REPORT OF INVESTMENTS - NON-OPERATING FUNDS
SAN RAFAEL SCHOOLS
July 31, 2020

Page 1

INVESTMENT #	TYPE	FACE VALUE	MATURITY DATE	PURCHASE DATE	BOOK VALUE	YTM 360 DAYS	YTM 365 DAYS	DESCRIPTION	MARKET VALUE
687	LA1	0.00	//	//	0.00	5.181	5.253	LOCAL AGENCY INVESTMENT FUND	0.00
746	LA1	457,514.85	//	//	457,514.85	0.907	0.920	LOCAL AGENCY INVESTMENT FUND	457,514.85
		457,514.85			457,514.85				457,514.85
AMORTIZATION & ACCRETION OF PREMIUMS & DISCOUNTS					-0-				
		457,514.85			457,514.85				457,514.85



DIVISION OF THE DEPARTMENT OF FINANCE
TREASURER
Excellent and responsive fiscal leadership.

Roy Given, CPA
DIRECTOR

October 20, 2020

Mina Martinovich, CPA
ASSISTANT DIRECTOR

Katie Rice, President
Board of Supervisors
County of Marin
3501 Civic Center Dr. #329
San Rafael, CA 94903

Mary Jane Burke
Superintendent of Schools
Marin County Office of Education
P.O. Box 4925
San Rafael, CA 94913

Marin County Schools,
Special Districts, and
MCERA

Karen Shaw
FINANCE DIVISION CHIEF

RE: MONTHLY REPORT OF COUNTY, SCHOOLS AND DISTRICT INVESTMENTS
as of August 31, 2020.

Marin County Civic Center
3501 Civic Center Drive
Suite 209
PO Box 4220
San Rafael, CA 94913-4220
415 473 6143 T
415 473 3741 F
CRS Dial 711
www.marincounty.org/treas

Dear Investment Fund Participants:

The attached Monthly Report of County, Schools and District investments is provided for your review.

* The investments were made pursuant to Government Code Sections 53601, 53635 and comply with the County Treasurer's Statement of Investment Policy. The investment policy provides for:

- Preservation of capital through high quality investments;
- Maintenance of sufficient liquidity to meet participant operating needs; and
- A rate of return consistent with the above objectives.

* Maturities are scheduled to meet participant expenditure requirements for the next six months.

* Attached spreadsheets identify investment type, issuer, maturity date, amount invested and fair market value for each security held. Fair market values were determined by Wells Fargo Institutional Trust Services on all securities except for investments in the Local Agency Investment Fund which was valued at face value by us. Adjustments have been made for premiums, discounts and accrued interest on discount securities to make the book value and fair market value more comparable.

I trust you find this report informative. Should you have any questions or need additional information, please do not hesitate to call me directly at 415.473.3736. You can also visit our website at: <https://www.marincounty.org/depts/df/divisions/treasurer>


Respectfully submitted,

Roy Given
Director of Finance

RG: bg
Attachments

cc: Matthew Hymel, County Administrator
Marin County Treasury Oversight Committee

CA4



TREASURER DIVISION - DEPARTMENT OF FINANCE
REPORT OF INVESTMENTS - OPERATING FUNDS
COUNTY OF MARIN, SCHOOLS & SPECIAL DISTRICTS

August 31, 2020

Page 1

INVESTMENT #	TYPE	FACE VALUE	STATED RATE	MATURITY DATE	PURCHASE DATE	BOOK VALUE	YTM 360 DAYS	YTM 365 DAYS	DESCRIPTION	MARKET VALUE
142	LA1	254,291.48	2.967	//	07/01/2011	254,291.48	0.773	0.784	Local Agency Investment Fund	254,291.48
3490	LA2	0.00	5.170	//	07/01/2011	0.00	0.000	0.001	MM-DREYFUS	0.00
9149	LA2	10,684,657.95	0.040	//	07/01/2011	10,684,657.95	0.019	0.020	MM-FIDELITY Institutional Gov	10,684,657.95
4366	LA2	0.00	4.930	//	07/01/2011	0.00	0.009	0.010	NATIONS Treasury Reserves	0.00
2246	LA2	10,488,863.19	4.760	//	07/01/2011	10,488,863.19	0.019	0.020	MM-WELLS FARGO Institutional G	10,488,863.19
12713	FAD	6,000,000.00	1.480	09/01/2020	01/06/2020	5,941,046.67	1.513	1.534	Federal Home Loan Discount	6,000,000.00
12715	FAD	3,000,000.00	1.480	09/02/2020	01/08/2020	2,970,646.67	1.513	1.534	Federal Home Loan Discount	3,000,000.00
12534	FAC	5,000,000.00	1.750	09/03/2020	09/03/2019	5,000,440.00	1.717	1.741	Federal Home Loan Bank	5,000,400.00
12720	FAD	8,000,000.00	1.480	09/04/2020	01/15/2020	7,923,368.89	1.512	1.533	Federal Home Loan Discount	7,999,920.00
12747	FAD	5,000,000.00	1.480	09/08/2020	02/14/2020	4,957,450.00	1.510	1.531	Federal Home Loan Discount	4,999,950.00
12751	FAD	6,000,000.00	1.490	09/08/2020	02/20/2020	5,950,085.00	1.520	1.541	Federal Home Loan Discount	5,999,940.00
12753	FAD	3,000,000.00	1.490	09/09/2020	02/21/2020	2,975,042.50	1.520	1.541	Federal Home Loan Discount	2,999,940.00
12749	FAD	3,000,000.00	1.480	09/10/2020	02/19/2020	2,974,840.00	1.510	1.531	Federal Home Loan Discount	2,999,940.00
12750	FAD	3,000,000.00	1.480	09/11/2020	02/19/2020	2,974,716.67	1.510	1.531	Federal Home Loan Discount	2,999,940.00
12754	FAD	3,000,000.00	1.490	09/14/2020	02/24/2020	2,974,794.17	1.520	1.541	Federal Home Loan Discount	2,999,940.00
11876	MC1	44,000.00	3.500	09/14/2020	09/15/2017	44,000.00	3.452	3.500	MARIN COUNTY	44,000.00
12755	FAD	4,000,000.00	1.400	09/15/2020	02/25/2020	3,968,422.22	1.427	1.447	Federal Home Loan Discount	3,999,880.00
12756	FAD	4,000,000.00	1.400	09/16/2020	02/25/2020	3,968,266.67	1.427	1.447	Federal Home Loan Discount	3,999,880.00
12475	FAC	5,000,000.00	2.000	09/17/2020	06/17/2019	4,996,990.00	2.021	2.050	Federal Farm Credit Bank	5,004,350.00
12687	FAD	8,000,000.00	1.510	09/18/2020	12/12/2019	7,905,708.89	1.550	1.571	Fed Home Ln Mtg Corp Disc	7,999,760.00
12690	FAD	8,000,000.00	1.510	09/21/2020	12/13/2019	7,905,037.78	1.550	1.571	Fed Home Ln Mtg Corp Disc	7,999,680.00
12688	FAD	3,000,000.00	1.510	09/22/2020	12/12/2019	2,964,137.50	1.550	1.571	Fed Home Ln Mtg Corp Disc	2,999,880.00

09/15/2020

11:15 am

INVESTMENT #	TYPE	FACE VALUE	STATED RATE	MATURITY DATE	PURCHASE DATE	BOOK VALUE	YTM 360 DAYS	YTM 365 DAYS	DESCRIPTION	MARKET VALUE
12691	FAD	4,000,000.00	1.510	09/23/2020	12/13/2019	3,952,183.33	1.550	1.571	Fed Home Ln Mtg Corp Disc	3,999,840.00
12541	FAC	5,000,000.00	1.875	09/24/2020	09/24/2019	5,000,000.00	1.849	1.875	Federal Home Loan Bank	5,005,400.00
12706	FAD	3,000,000.00	1.470	09/25/2020	12/30/2019	2,966,925.00	1.508	1.529	Fed Home Ln Mtg Corp Disc	2,999,850.00
12694	FAD	7,000,000.00	1.520	09/28/2020	12/17/2019	6,915,471.11	1.560	1.582	Fed Home Ln Mtg Corp Disc	6,999,650.00
12707	FAD	10,000,000.00	1.470	09/28/2020	12/30/2019	9,888,525.00	1.508	1.529	Fed Home Ln Mtg Corp Disc	9,999,500.00
12640	FAD	10,000,000.00	1.530	09/30/2020	11/22/2019	9,866,975.00	1.570	1.592	Fed Agric Mtg Corp Discount	9,999,400.00
12719	FAD	8,000,000.00	1.500	10/01/2020	01/14/2020	7,913,000.00	1.535	1.557	Fed Home Ln Mtg Corp Disc	7,999,440.00
12490	FAC	5,000,000.00	1.850	10/02/2020	07/02/2019	4,995,730.00	1.894	1.920	Federal Farm Credit Bank	5,007,550.00
12491	FAC	10,000,000.00	1.850	10/02/2020	07/02/2019	9,992,100.00	1.888	1.915	Federal Farm Credit Bank	10,015,100.00
12736	FAD	4,000,000.00	1.470	10/05/2020	01/30/2020	3,959,330.00	1.503	1.524	Fed Home Ln Mtg Corp Disc	3,999,680.00
12721	FAD	3,000,000.00	1.500	10/06/2020	01/15/2020	2,966,875.00	1.536	1.557	Fed Home Ln Mtg Corp Disc	2,999,730.00
12731	FAD	8,000,000.00	1.470	10/07/2020	01/27/2020	7,917,026.67	1.504	1.525	Fed Home Ln Mtg Corp Disc	7,999,280.00
12734	FAD	5,000,000.00	1.470	10/08/2020	01/29/2020	4,948,345.83	1.504	1.525	Fed Home Ln Mtg Corp Disc	4,999,550.00
12723	FAD	3,000,000.00	1.500	10/09/2020	01/17/2020	2,966,750.00	1.536	1.557	Fed Home Ln Mtg Corp Disc	2,999,730.00
12724	FAD	3,000,000.00	1.500	10/13/2020	01/17/2020	2,966,250.00	1.536	1.557	Fed Home Ln Mtg Corp Disc	2,999,700.00
12771	FAD	3,000,000.00	0.520	10/14/2020	03/18/2020	2,990,900.00	0.531	0.539	Federal Home Loan Discount	2,999,670.00
12772	FAD	3,000,000.00	0.520	10/15/2020	03/18/2020	2,990,856.67	0.531	0.539	Federal Home Loan Discount	2,999,670.00
12806	FAD	8,000,000.00	0.260	10/16/2020	04/14/2020	7,989,311.11	0.264	0.268	Federal Home Loan Discount	7,999,120.00
12739	FAD	8,000,000.00	1.440	10/19/2020	02/04/2020	7,917,440.00	1.473	1.494	Fed Home Ln Mtg Corp Disc	7,999,040.00
12759	FAD	3,000,000.00	1.340	10/20/2020	02/26/2020	2,973,535.00	1.369	1.388	Fed Home Ln Mtg Corp Disc	2,999,640.00
12762	FAD	3,000,000.00	1.100	10/21/2020	03/02/2020	2,978,641.67	1.127	1.143	Fed Home Ln Mtg Corp Disc	2,999,640.00
12764	FAD	3,000,000.00	0.725	10/22/2020	03/04/2020	2,985,983.33	0.741	0.751	Fed Home Ln Mtg Corp Disc	2,999,610.00
12765	FAD	3,000,000.00	0.725	10/23/2020	03/04/2020	2,985,922.92	0.741	0.751	Fed Home Ln Mtg Corp Disc	2,999,610.00
12737	FAD	12,000,000.00	1.430	10/30/2020	01/31/2020	11,869,870.00	1.464	1.484	Fed Home Ln Mtg Corp Disc	11,998,200.00
12740	FAD	9,000,000.00	1.450	10/30/2020	02/05/2020	8,902,850.00	1.484	1.505	Fed Home Ln Mtg Corp Disc	8,998,650.00
12744	FAD	5,000,000.00	1.460	10/30/2020	02/12/2020	4,947,075.00	1.494	1.515	Fed Home Ln Mtg Corp Disc	4,999,250.00
12741	FAD	8,000,000.00	1.455	11/02/2020	02/06/2020	7,912,700.00	1.490	1.510	Fed Home Ln Mtg Corp Disc	7,998,640.00

INVESTMENT #	TYPE	FACE VALUE	STATED RATE	MATURITY DATE	PURCHASE DATE	BOOK VALUE	YTM 360 DAYS	YTM 365 DAYS	DESCRIPTION	MARKET VALUE
12807	FAD	3,000,000.00	0.250	11/03/2020	04/14/2020	2,995,770.83	0.254	0.257	Federal Home Loan Discount	2,999,490.00
12815	FAD	3,000,000.00	0.180	11/03/2020	04/16/2020	2,996,985.00	0.183	0.185	Federal Home Loan Discount	2,999,490.00
12808	FAD	3,000,000.00	0.250	11/04/2020	04/14/2020	2,995,750.00	0.254	0.257	Federal Home Loan Discount	2,999,460.00
12745	FAD	8,000,000.00	1.450	11/06/2020	02/13/2020	7,913,966.67	1.484	1.505	Fed Home Ln Mtg Corp Disc	7,998,560.00
12809	FAD	3,000,000.00	0.250	11/09/2020	04/14/2020	2,995,645.83	0.254	0.257	Federal Home Loan Discount	2,999,430.00
12810	FAD	3,000,000.00	0.250	11/10/2020	04/14/2020	2,995,625.00	0.254	0.257	Federal Home Loan Discount	2,999,430.00
12909	TRD	3,000,000.00	0.075	11/12/2020	08/24/2020	2,999,500.00	0.076	0.077	T BILL	2,999,370.00
12642	FAD	10,000,000.00	1.550	11/13/2020	11/25/2019	9,847,583.33	1.593	1.616	Fed Agric Mrg Corp (FarmerMac)	9,998,000.00
12816	FAD	7,000,000.00	0.180	11/16/2020	04/16/2020	6,992,510.00	0.183	0.185	Federal Home Loan Discount	6,998,530.00
12689	FAD	5,000,000.00	1.590	11/17/2020	12/13/2019	4,924,916.67	1.635	1.658	Federal Farm Credit Bank Disc	4,998,950.00
12838	FAD	3,000,000.00	0.110	11/18/2020	05/14/2020	2,998,276.67	0.112	0.114	Federal Home Loan Discount	2,999,340.00
12839	FAD	3,000,000.00	0.110	11/19/2020	05/14/2020	2,998,267.50	0.112	0.114	Federal Home Loan Discount	2,999,340.00
12869	FAD	4,000,000.00	0.150	11/23/2020	06/24/2020	3,997,466.67	0.150	0.152	Federal Home Loan Discount	3,999,080.00
12906	TRD	7,000,000.00	0.095	11/24/2020	08/21/2020	6,998,245.14	0.096	0.097	T BILL	6,998,670.00
12742	FAD	12,000,000.00	1.440	11/30/2020	02/11/2020	11,859,360.00	1.476	1.496	Fed Home Ln Mtg Corp Disc	11,997,000.00
12760	FAD	5,000,000.00	1.310	11/30/2020	02/27/2020	4,949,601.39	1.340	1.359	Fed Home Ln Mtg Corp Disc	4,998,750.00
12763	FAD	5,000,000.00	0.820	11/30/2020	03/02/2020	4,968,908.33	0.838	0.849	Fed Home Ln Mtg Corp Disc	4,998,750.00
12692	FAD	8,000,000.00	1.500	12/14/2020	12/16/2019	7,878,666.67	1.542	1.564	Federal Home Loan Discount	7,997,440.00
12768	FAD	25,000,000.00	0.420	12/14/2020	03/13/2020	24,919,500.00	0.428	0.434	Federal Home Loan Discount	24,992,000.00
12775	FAD	20,000,000.00	0.340	12/15/2020	03/20/2020	19,949,000.00	0.346	0.351	Fed Agric Mtg Corp Discount	19,993,600.00
12786	FAD	15,000,000.00	0.220	12/15/2020	04/02/2020	14,976,441.67	0.223	0.226	Fed Agric Mtg Corp Discount	14,995,200.00
12790	FAD	15,000,000.00	0.220	12/15/2020	04/06/2020	14,976,808.33	0.223	0.226	Fed Agric Mtg Corp Discount	14,995,200.00
12791	FAD	15,000,000.00	0.220	12/15/2020	04/06/2020	14,976,808.33	0.223	0.226	Fed Agric Mtg Corp Discount	14,995,200.00
12792	FAD	5,000,000.00	0.220	12/15/2020	04/07/2020	4,992,300.00	0.223	0.226	Fed Agric Mtg Corp Discount	4,998,400.00
12702	FAD	17,400,000.00	1.540	12/15/2020	12/26/2019	17,135,761.67	1.583	1.605	Federal Home Loan Discount	17,394,432.00
12769	FAD	28,000,000.00	0.520	12/15/2020	03/16/2020	27,889,182.22	0.530	0.537	Federal Home Loan Discount	27,991,040.00
12800	FAD	8,000,000.00	0.160	12/16/2020	04/08/2020	7,991,040.00	0.162	0.164	Fed Natl Mtg Assoc Disc	7,997,440.00

INVESTMENT #	TYPE	FACE VALUE	STATED RATE	MATURITY DATE	PURCHASE DATE	BOOK VALUE	YTM 360 DAYS	YTM 365 DAYS	DESCRIPTION	MARKET VALUE
12801	FAD	3,000,000.00	0.160	12/17/2020	04/08/2020	2,996,626.67	0.162	0.164	Fed Natl Mtg Assoc Disc	2,999,010.00
12841	FAD	10,000,000.00	0.110	12/18/2020	05/22/2020	9,993,583.33	0.112	0.113	Federal Home Loan Discount	9,996,700.00
12802	FAD	3,000,000.00	0.160	12/18/2020	04/08/2020	2,996,613.33	0.162	0.164	Fed Natl Mtg Assoc Disc	2,999,010.00
12124	FAC	5,000,000.00	2.700	12/21/2020	05/21/2018	4,994,600.00	2.706	2.744	Federal Farm Credit Bank	5,039,450.00
12811	FAD	3,000,000.00	0.250	12/22/2020	04/15/2020	2,994,770.83	0.254	0.257	Federal Home Loan Discount	2,998,980.00
12812	FAD	3,000,000.00	0.250	12/23/2020	04/15/2020	2,994,750.00	0.254	0.257	Federal Home Loan Discount	2,998,980.00
12777	FAD	6,000,000.00	0.350	12/28/2020	03/24/2020	5,983,725.00	0.356	0.361	Federal Home Loan Discount	5,997,840.00
12779	FAD	3,000,000.00	0.350	12/29/2020	03/26/2020	2,991,891.67	0.356	0.361	Federal Home Loan Discount	2,998,920.00
12780	FAD	3,000,000.00	0.350	12/30/2020	03/26/2020	2,991,862.50	0.356	0.361	Federal Home Loan Discount	2,998,890.00
12813	FAD	3,000,000.00	0.250	12/31/2020	04/15/2020	2,994,583.33	0.254	0.257	Federal Home Loan Discount	2,998,890.00
12778	FAD	10,000,000.00	0.350	01/04/2021	03/25/2020	9,972,291.67	0.356	0.361	Fed Agric Mtg Corp Discount	9,995,800.00
12783	FAD	3,000,000.00	0.170	01/07/2021	03/31/2020	2,996,005.00	0.172	0.175	Federal Home Loan Discount	2,998,710.00
12784	FAD	8,000,000.00	0.170	01/08/2021	03/31/2020	7,989,308.89	0.172	0.175	Federal Home Loan Discount	7,996,560.00
12863	FAD	2,000,000.00	0.150	01/08/2021	06/22/2020	1,998,333.33	0.152	0.154	Federal Home Loan Discount	1,999,140.00
12725	FAD	3,000,000.00	1.500	01/11/2021	01/21/2020	2,955,500.00	1.542	1.563	Federal Home Loan Discount	2,998,680.00
12726	FAD	3,000,000.00	1.500	01/12/2021	01/21/2020	2,955,375.00	1.542	1.563	Federal Home Loan Discount	2,998,680.00
12729	FAD	3,000,000.00	1.520	01/13/2021	01/24/2020	2,955,033.33	1.562	1.584	Federal Home Loan Discount	2,998,650.00
12886	FAD	3,000,000.00	0.100	01/14/2021	07/24/2020	2,998,550.00	0.100	0.101	Federal Home Loan Discount	2,998,650.00
12887	FAD	5,000,000.00	0.100	01/15/2021	07/24/2020	4,997,569.44	0.100	0.101	Federal Home Loan Discount	4,997,750.00
12907	FAD	3,000,000.00	0.080	01/19/2021	08/24/2020	2,999,013.33	0.080	0.081	Federal Home Loan Discount	2,998,590.00
12882	FAD	5,000,000.00	0.150	01/20/2021	07/08/2020	4,995,916.67	0.153	0.155	Federal Home Loan Discount	4,997,650.00
12908	FAD	3,000,000.00	0.080	01/21/2021	08/24/2020	2,999,000.00	0.080	0.081	Federal Home Loan Discount	2,998,590.00
12885	FAC	10,000,000.00	0.150	01/22/2021	07/22/2020	10,000,000.00	0.147	0.150	Fed Agric Mrg Corp (FarmerMac)	10,001,500.00
12818	FAD	8,000,000.00	0.190	01/22/2021	04/17/2020	7,988,177.78	0.193	0.195	Federal Home Loan Discount	7,996,160.00
12854	FAD	5,000,000.00	0.180	01/25/2021	06/11/2020	4,994,300.00	0.182	0.185	Federal Home Loan Discount	4,997,550.00
12853	FAD	3,000,000.00	0.180	01/26/2021	06/11/2020	2,996,565.00	0.182	0.185	Federal Home Loan Discount	2,998,530.00
12761	FAD	28,000,000.00	1.100	01/28/2021	02/28/2020	27,713,388.89	1.126	1.142	Federal Home Loan Discount	27,986,000.00


INVESTMENT #	TYPE	FACE VALUE	STATED RATE	MATURITY DATE	PURCHASE DATE	BOOK VALUE	YTM 360 DAYS	YTM 365 DAYS	DESCRIPTION	MARKET VALUE
12830	FAD	19,000,000.00	0.150	01/29/2021	04/28/2020	18,978,150.00	0.152	0.154	Federal Home Loan Discount	18,990,500.00
12040	MC1	100,000.00	3.500	01/31/2021	02/13/2018	100,115.07	3.448	3.495	MARIN COUNTY	100,115.07
12861	FAD	7,000,000.00	0.170	02/01/2021	06/16/2020	6,992,397.22	0.172	0.175	Federal Home Loan Discount	6,996,150.00
12888	FAD	3,000,000.00	0.110	02/02/2021	07/27/2020	2,998,258.33	0.112	0.114	Federal Home Loan Discount	2,998,320.00
12889	FAD	3,000,000.00	0.110	02/03/2021	07/27/2020	2,998,249.17	0.112	0.114	Federal Home Loan Discount	2,998,320.00
12895	FAD	3,000,000.00	0.090	02/04/2021	07/31/2020	2,998,590.00	0.092	0.093	Federal Home Loan Discount	2,998,320.00
12867	FAD	12,000,000.00	0.160	02/05/2021	06/23/2020	11,987,893.33	0.162	0.164	Federal Home Loan Discount	11,993,160.00
12743	FAD	5,000,000.00	1.490	02/08/2021	02/12/2020	4,925,086.11	1.532	1.553	Federal Home Loan Discount	4,997,100.00
12868	FAD	7,000,000.00	0.160	02/08/2021	06/23/2020	6,992,844.44	0.162	0.164	Federal Home Loan Discount	6,995,940.00
12896	FAD	3,000,000.00	0.090	02/09/2021	07/31/2020	2,998,552.50	0.091	0.093	Federal Home Loan Discount	2,998,260.00
12866	FAD	4,000,000.00	0.160	02/10/2021	06/22/2020	3,995,857.78	0.162	0.164	Federal Home Loan Discount	3,997,680.00
12897	FAD	3,000,000.00	0.090	02/11/2021	07/31/2020	2,998,537.50	0.091	0.093	Federal Home Loan Discount	2,998,230.00
12890	FAD	4,000,000.00	0.110	02/12/2021	07/27/2020	3,997,555.56	0.112	0.113	Federal Home Loan Discount	3,997,640.00
12898	FAD	3,000,000.00	0.090	02/16/2021	07/31/2020	2,998,500.00	0.091	0.093	Federal Home Loan Discount	2,998,170.00
12901	FAD	3,000,000.00	0.080	02/17/2021	08/04/2020	2,998,686.67	0.081	0.082	Federal Home Loan Discount	2,998,170.00
12899	FAD	3,000,000.00	0.080	02/18/2021	08/04/2020	2,998,680.00	0.081	0.082	Federal Home Loan Discount	2,998,170.00
12785	FAD	8,000,000.00	0.180	02/19/2021	03/31/2020	7,987,000.00	0.182	0.185	Fed Home Ln Mtg Corp Disc	7,995,040.00
12870	FAD	6,000,000.00	0.145	02/22/2021	06/25/2020	5,994,151.67	0.147	0.149	Federal Home Loan Discount	5,996,220.00
12900	FAD	3,000,000.00	0.080	02/23/2021	08/04/2020	2,998,646.67	0.081	0.082	Federal Home Loan Discount	2,998,110.00
12871	TRD	3,000,000.00	0.155	02/25/2021	06/25/2020	2,996,835.42	0.157	0.159	T BILL	2,998,170.00
12893	FAD	20,000,000.00	0.110	02/26/2021	07/29/2020	19,987,044.44	0.112	0.113	Federal Home Loan Discount	19,987,200.00
12782	FAD	10,000,000.00	0.130	03/01/2021	03/30/2020	9,987,866.67	0.132	0.133	Fed Agric Mtg Corp Discount	9,993,500.00
12793	FAD	3,000,000.00	0.200	03/02/2021	04/07/2020	2,994,516.67	0.203	0.205	Fed Natl Mtg Assoc Disc	2,998,020.00
12794	FAD	3,000,000.00	0.200	03/03/2021	04/07/2020	2,994,500.00	0.203	0.205	Fed Natl Mtg Assoc Disc	2,998,020.00
12795	FAD	3,000,000.00	0.200	03/04/2021	04/07/2020	2,994,483.33	0.203	0.205	Fed Natl Mtg Assoc Disc	2,998,020.00
12796	FAD	8,000,000.00	0.200	03/05/2021	04/07/2020	7,985,244.44	0.203	0.205	Fed Natl Mtg Assoc Disc	7,994,640.00
12797	FAD	7,000,000.00	0.200	03/08/2021	04/08/2020	6,987,011.11	0.203	0.205	Fed Natl Mtg Assoc Disc	6,995,240.00

INVESTMENT #	TYPE	FACE VALUE	STATED RATE	MATURITY DATE	PURCHASE DATE	BOOK VALUE	YTM 360 DAYS	YTM 365 DAYS	DESCRIPTION	MARKET VALUE
12798	FAD	3,000,000.00	0.200	03/09/2021	04/08/2020	2,994,416.67	0.203	0.205	Fed Natl Mtg Assoc Disc	2,997,960.00
12821	FAD	3,000,000.00	0.130	03/10/2021	04/22/2020	2,996,511.67	0.131	0.133	Federal Home Loan Discount	2,997,930.00
12915	FAD	3,000,000.00	0.090	03/11/2021	08/28/2020	2,998,537.50	0.091	0.093	Federal Home Loan Discount	2,997,930.00
12916	FAD	3,000,000.00	0.090	03/12/2021	08/28/2020	2,998,530.00	0.091	0.093	Federal Home Loan Discount	2,997,930.00
12862	FAD	10,000,000.00	0.190	03/15/2021	06/17/2020	9,985,697.22	0.193	0.195	Federal Home Loan Discount	9,993,000.00
12773	FAD	3,000,000.00	0.350	03/18/2021	03/19/2020	2,989,383.33	0.355	0.360	Federal Home Loan Discount	2,997,870.00
12774	FAD	8,000,000.00	0.350	03/19/2021	03/19/2020	7,971,611.11	0.355	0.360	Federal Home Loan Discount	7,994,240.00
12822	FAD	5,000,000.00	0.170	03/22/2021	04/23/2020	4,992,137.50	0.172	0.175	Fed Agric Mtg Corp Discount	4,996,350.00
12832	FAD	3,000,000.00	0.160	03/29/2021	04/30/2020	2,995,560.00	0.162	0.164	Federal Home Loan Discount	2,997,750.00
12833	FAD	3,000,000.00	0.160	03/30/2021	04/30/2020	2,995,546.67	0.162	0.164	Federal Home Loan Discount	2,997,720.00
12831	FAD	10,000,000.00	0.180	03/31/2021	04/29/2020	9,983,200.00	0.182	0.185	Federal Home Loan Discount	9,992,400.00
12834	FAD	8,000,000.00	0.160	03/31/2021	04/30/2020	7,988,088.89	0.162	0.164	Federal Home Loan Discount	7,993,920.00
12877	FAC	10,000,000.00	0.170	04/01/2021	07/01/2020	10,000,000.00	0.167	0.170	Fed Agric Mrg Corp (FarmerMac)	10,000,600.00
12493	FAC	10,000,000.00	1.770	04/05/2021	07/05/2019	9,983,600.00	1.840	1.866	Federal Farm Credit Bank	10,095,200.00
12716	FAC	5,000,000.00	1.600	04/09/2021	01/09/2020	5,000,000.00	1.578	1.600	Federal Farm Credit Bank	5,043,350.00
12805	FAD	60,000,000.00	0.300	04/12/2021	04/13/2020	59,818,000.00	0.304	0.309	Federal Home Loan Discount	59,952,000.00
12814	FAD	15,000,000.00	0.220	04/15/2021	04/15/2020	14,966,541.67	0.223	0.226	Federal Home Loan Discount	14,987,700.00
12835	FAD	15,000,000.00	0.140	04/15/2021	05/05/2020	14,979,875.00	0.142	0.144	Federal Home Loan Discount	14,987,700.00
12828	FAD	8,000,000.00	0.210	04/16/2021	04/28/2020	7,983,526.67	0.213	0.216	Federal Home Loan Discount	7,993,440.00
12829	FAD	5,000,000.00	0.210	04/19/2021	04/28/2020	4,989,616.67	0.213	0.216	Federal Home Loan Discount	4,995,850.00
12825	FAD	3,000,000.00	0.210	04/20/2021	04/24/2020	2,993,682.50	0.213	0.216	Federal Home Loan Discount	2,997,510.00
12917	FAD	3,000,000.00	0.090	04/21/2021	08/28/2020	2,998,230.00	0.091	0.092	Federal Home Loan Discount	2,997,480.00
12823	FAD	4,000,000.00	0.180	04/22/2021	04/24/2020	3,992,740.00	0.182	0.185	Federal Home Loan Discount	3,996,640.00
12844	FAD	3,500,000.00	0.140	04/23/2021	05/26/2020	3,495,481.11	0.142	0.144	Federal Home Loan Discount	3,497,060.00
12845	FAD	5,000,000.00	0.140	04/26/2021	05/27/2020	4,993,505.56	0.142	0.144	Federal Home Loan Discount	4,995,700.00
12846	FAD	3,000,000.00	0.140	04/27/2021	05/27/2020	2,996,091.67	0.142	0.144	Federal Home Loan Discount	2,997,420.00
12847	FAD	3,000,000.00	0.140	04/28/2021	05/27/2020	2,996,080.00	0.142	0.144	Federal Home Loan Discount	2,997,420.00

INVESTMENT #	TYPE	FACE VALUE	STATED RATE	MATURITY DATE	PURCHASE DATE	BOOK VALUE	YTM 360 DAYS	YTM 365 DAYS	DESCRIPTION	MARKET VALUE
12848	FAD	3,000,000.00	0.140	04/29/2021	05/27/2020	2,996,068.33	0.142	0.144	Federal Home Loan Discount	2,997,390.00
12842	FAD	26,000,000.00	0.120	04/30/2021	05/26/2020	25,970,620.00	0.121	0.123	Federal Home Loan Discount	25,977,380.00
12849	FAD	10,000,000.00	0.140	05/03/2021	05/29/2020	9,986,816.67	0.142	0.144	Federal Home Loan Discount	9,990,500.00
12919	FAD	3,000,000.00	0.090	05/04/2021	08/31/2020	2,998,155.00	0.090	0.092	Federal Home Loan Discount	2,997,150.00
12920	FAD	3,000,000.00	0.090	05/05/2021	08/31/2020	2,998,147.50	0.090	0.092	Federal Home Loan Discount	2,997,120.00
12836	FAD	4,000,000.00	0.150	05/06/2021	05/08/2020	3,993,950.00	0.152	0.154	Federal Home Loan Discount	3,996,160.00
12878	FAD	3,000,000.00	0.130	05/13/2021	07/02/2020	2,996,587.50	0.132	0.133	Fed Natl Mtg Assoc Disc	2,997,030.00
12855	FAD	8,000,000.00	0.120	05/14/2021	06/15/2020	7,991,120.00	0.121	0.123	Federal Home Loan Discount	7,992,080.00
12459	FAC	5,000,000.00	2.250	05/17/2021	05/17/2019	4,998,650.00	2.232	2.263	Federal Farm Credit Bank	5,073,850.00
12851	FAD	5,000,000.00	0.180	06/01/2021	06/04/2020	4,990,950.00	0.182	0.185	Fed Agric Mtg Corp Discount	4,994,700.00
12913	FAD	5,000,000.00	0.090	06/01/2021	08/27/2020	4,996,525.00	0.091	0.092	Federal Home Loan Discount	4,994,700.00
12856	FAD	7,000,000.00	0.120	06/02/2021	06/15/2020	6,991,786.67	0.121	0.123	Federal Home Loan Discount	6,992,510.00
12914	FAD	4,551,000.00	0.110	06/03/2021	08/28/2020	4,547,120.27	0.111	0.113	Federal Home Loan Discount	4,546,130.43
12857	FAD	8,000,000.00	0.170	06/04/2021	06/15/2020	7,986,626.67	0.172	0.174	Federal Home Loan Bank	7,991,440.00
12858	FAD	3,000,000.00	0.170	06/07/2021	06/15/2020	2,994,942.50	0.172	0.174	Federal Home Loan Discount	2,996,760.00
12859	FAD	3,000,000.00	0.170	06/08/2021	06/15/2020	2,994,928.33	0.172	0.174	Federal Home Loan Discount	2,996,730.00
12860	FAD	8,000,000.00	0.170	06/11/2021	06/15/2020	7,986,362.22	0.172	0.174	Federal Home Loan Discount	7,991,200.00
12879	FAD	8,000,000.00	0.130	06/14/2021	07/06/2020	7,990,091.11	0.132	0.133	Fed Natl Mtg Assoc Disc	7,991,120.00
12880	FAD	3,000,000.00	0.130	06/15/2021	07/06/2020	2,996,273.33	0.131	0.133	Fed Natl Mtg Assoc Disc	2,996,640.00
12881	FAD	3,000,000.00	0.130	06/16/2021	07/06/2020	2,996,262.50	0.131	0.133	Fed Natl Mtg Assoc Disc	2,996,640.00
12864	FAD	3,000,000.00	0.180	06/17/2021	06/22/2020	2,994,600.00	0.182	0.185	Federal Home Loan Discount	2,996,640.00
12904	FAD	19,606,000.00	0.115	06/25/2021	08/18/2020	19,586,521.98	0.116	0.118	Federal Home Loan Discount	19,583,453.10
12903	FAD	10,000,000.00	0.115	06/28/2021	08/17/2020	9,989,937.50	0.116	0.118	Federal Home Loan Discount	9,988,300.00
12872	FAC	5,000,000.00	0.180	06/29/2021	06/29/2020	4,997,250.00	0.231	0.235	Federal Home Loan Bank	5,001,850.00
12918	FAD	5,000,000.00	0.090	07/12/2021	08/28/2020	4,996,025.00	0.091	0.092	Federal Home Loan Discount	4,993,900.00
12826	FAC	5,000,000.00	0.250	07/27/2021	04/27/2020	4,999,350.00	0.256	0.260	Federal Farm Credit Bank	5,003,300.00
12912	FAD	10,000,000.00	0.100	07/30/2021	08/26/2020	9,990,611.11	0.101	0.102	Federal Home Loan Discount	9,987,100.00

INVESTMENT #	TYPE	FACE VALUE	STATED RATE	MATURITY DATE	PURCHASE DATE	BOOK VALUE	YTM 360 DAYS	YTM 365 DAYS	DESCRIPTION	MARKET VALUE
12837	FAC	5,000,000.00	0.160	08/12/2021	05/12/2020	4,998,450.00	0.182	0.184	Federal Farm Credit Bank	4,999,100.00
12905	FAC	5,000,000.00	0.125	08/20/2021	08/20/2020	5,000,000.00	0.123	0.125	Federal Home Loan Bank	4,999,400.00
12911	FAC	5,000,000.00	0.125	08/26/2021	08/26/2020	4,999,660.00	0.130	0.131	Federal Home Loan Bank	4,999,550.00
11877	MC1	42,000.00	3.560	09/15/2021	09/15/2017	42,000.00	3.511	3.560	MARIN COUNTY	42,000.00
12540	FAC	5,000,000.00	1.625	09/17/2021	09/17/2019	4,992,500.00	1.678	1.701	Federal Farm Credit Bank	5,076,000.00
12586	FAC	5,000,000.00	1.650	10/29/2021	10/29/2019	5,000,000.00	1.627	1.650	Fed Home Ln Mtg Corp	5,012,050.00
12876	FAC	20,000,000.00	0.180	10/29/2021	07/01/2020	20,000,000.00	0.177	0.180	Fed Agric Mrg Corp (FarmerMac)	20,009,000.00
12910	FAC	10,000,000.00	0.140	11/29/2021	08/25/2020	10,000,000.00	0.138	0.140	Fed Agric Mrg Corp (FarmerMac)	9,998,600.00
12865	FAC	5,000,000.00	0.250	12/22/2021	06/22/2020	5,000,000.00	0.246	0.250	Fed Agric Mrg Corp (FarmerMac)	5,000,150.00
12041	MC1	100,000.00	3.560	02/01/2022	02/13/2018	100,117.04	3.507	3.555	MARIN COUNTY	100,117.04
11738	RRP	348,149.12	4.500	02/28/2022	03/01/2017	348,149.12	4.438	4.500	MARIN COUNTY	348,149.12
12770	FAC	5,000,000.00	0.625	03/18/2022	03/18/2020	5,000,000.00	0.616	0.625	Federal Farm Credit Bank	5,035,800.00
12817	FAC	5,000,000.00	0.800	04/20/2022	04/17/2020	5,000,000.00	0.789	0.799	Fed Home Ln Mtg Corp	5,000,400.00
12820	FAC	5,000,000.00	0.625	04/20/2022	04/20/2020	5,000,000.00	0.616	0.625	Fed Home Ln Mtg Corp	5,000,250.00
12827	FAC	5,000,000.00	0.500	04/27/2022	04/27/2020	5,000,000.00	0.493	0.500	Fed Home Ln Mtg Corp	5,000,650.00
12840	FAC	5,000,000.00	0.300	05/17/2022	05/15/2020	5,000,000.00	0.295	0.299	Fed Home Ln Mtg Corp	4,999,600.00
12852	FAC	5,000,000.00	0.300	05/20/2022	06/04/2020	5,000,000.00	0.295	0.300	Fed Agric Mrg Corp (FarmerMac)	5,000,550.00
12843	FAC	5,000,000.00	0.270	05/26/2022	05/26/2020	5,000,000.00	0.266	0.270	Fed Home Ln Mtg Corp	5,000,850.00
12873	FAC	5,000,000.00	0.300	06/30/2022	06/30/2020	5,000,000.00	0.295	0.300	Fed Home Ln Mtg Corp	5,003,650.00
12884	FAC	5,000,000.00	0.250	07/20/2022	07/20/2020	5,000,000.00	0.246	0.250	Fed Home Ln Mtg Corp	5,000,400.00
12891	FAC	5,000,000.00	0.250	07/28/2022	07/28/2020	5,000,000.00	0.246	0.250	Fed Home Ln Mtg Corp	5,000,450.00
12894	FAC	5,000,000.00	0.250	07/29/2022	07/29/2020	5,000,000.00	0.246	0.250	Fed Home Ln Mtg Corp	4,998,700.00
12902	FAC	5,000,000.00	0.220	08/11/2022	08/11/2020	5,000,000.00	0.216	0.220	Fed Home Ln Mtg Corp	4,997,950.00
12850	FAC	5,000,000.00	0.340	09/01/2022	06/01/2020	5,000,000.00	0.335	0.340	Fed Home Ln Mtg Corp	4,998,850.00
11869	RRP	1,440,239.52	4.500	09/01/2022	09/01/2017	1,440,239.52	4.438	4.500	MARIN COUNTY	1,440,239.52
11878	MC1	40,000.00	3.648	09/15/2022	09/15/2017	40,000.00	3.598	3.648	MARIN COUNTY	40,000.00
12883	FAC	5,000,000.00	0.300	10/14/2022	07/14/2020	5,000,000.00	0.295	0.300	Fed Home Ln Mtg Corp	5,000,550.00

INVESTMENT #	TYPE	FACE VALUE	STATED RATE	MATURITY DATE	PURCHASE DATE	BOOK VALUE	YTM 360 DAYS	YTM 365 DAYS	DESCRIPTION	MARKET VALUE
12824	FAC	5,000,000.00	0.600	10/26/2022	04/24/2020	5,000,000.00	0.591	0.599	Fed Home Ln Mtg Corp	5,000,250.00
12892	FAC	5,000,000.00	0.300	10/28/2022	07/28/2020	5,000,000.00	0.295	0.300	Fed Home Ln Mtg Corp	5,000,300.00
12662	RRP	300,000.00	3.500	12/05/2022	12/05/2019	300,000.00	3.452	3.500	MARIN COUNTY	300,000.00
12711	FAC	5,000,000.00	1.750	01/06/2023	01/06/2020	5,000,000.00	1.726	1.750	Fed Agric Mrg Corp (FarmerMac)	5,027,000.00
12730	FAC	5,000,000.00	1.700	01/27/2023	01/27/2020	4,997,500.00	1.693	1.717	Fed Natl Mtg Assoc	5,028,900.00
12042	MC1	100,000.00	3.648	02/01/2023	02/13/2018	100,119.93	3.593	3.643	MARIN COUNTY	100,119.93
		1,347,999,201.26			1,343,291,062.11					1,347,922,648.83
AMORTIZATION & ACCRETION OF PREMIUMS & DISCOUNTS						2,822.48			ACCRUED INTEREST DISCOUNT INVESTMENTS	
		1,347,999,201.26			1,343,293,884.59					1,347,922,648.83



TREASURER DIVISION - DEPARTMENT OF FINANCE
PORTFOLIO SUMMARY REPORT - OPERATING FUNDS
COUNTY OF MARIN, SCHOOLS & SPECIAL DISTRICTS
August 31, 2020

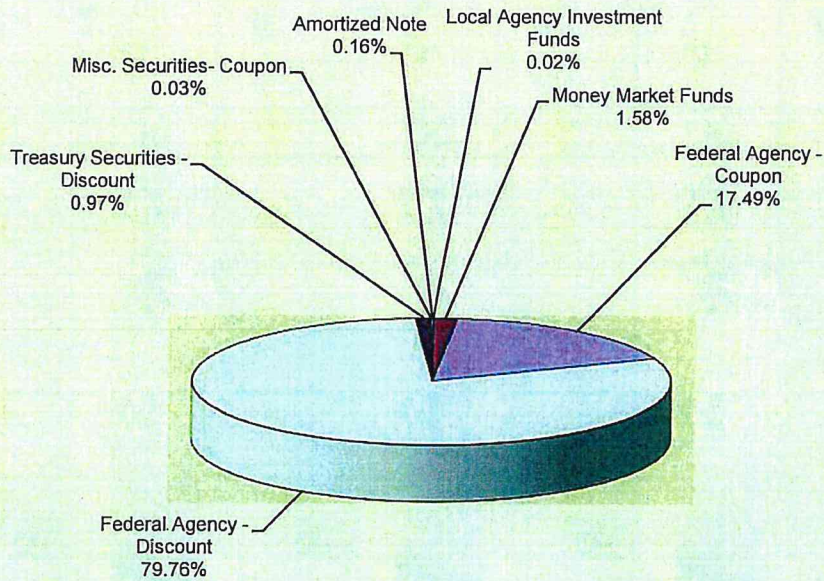
DESCRIPTION	ENDING BALANCE August 31, 2020	AVERAGE BALANCE August 31, 2020	WEIGHTED AVERAGE DAYS TO MATURITY	ANNUALIZED YIELD August 31, 2020	YIELD August 31, 2020
LOCAL AGENCY INVESTMENT FUNDS	\$254,291.48	\$254,291.48	1	0.784	0.784
MONEY MARKET FUNDS	\$21,173,521.14	\$29,576,664.65	1	0.019	0.020
FEDERAL AGENCY ISSUES - COUPON	\$234,946,820.00	\$230,787,598.75	424	0.884	0.801
FEDERAL AGENCY ISSUES - DISCOUNT	\$1,071,407,108.25	\$1,082,817,585.24	148	0.640	0.562
TREASURY SECURITIES - COUPON					
TREASURY SECURITIES - DISCOUNT	\$12,994,580.56	\$6,254,148.21	103	0.123	0.107
MISC SECURITIES - COUPON	\$426,352.04	\$426,000.00	473	3.569	3.566
AMORTIZED NOTE	\$2,088,388.64	\$2,088,388.64	713	4.695	4.356
TOTALS & AVERAGES	\$1,343,291,062.11	\$1,352,204,676.97	194	0.673%	0.597%

The Local Agency Investment Funds is an open ended account and is not included in the total weighted days to maturity.

**Treasurer Division - Department of Finance
Portfolio Yield Report - Operating Funds
County of Marin, Schools & Special Districts
August 31, 2020**

INVESTMENT HOLDINGS	BOOK VALUE	8/31/20
Local Agency Investment Funds	\$254,291.48	0.784%
Money Market Funds	\$21,173,521.14	0.020%
Federal Agency - Coupon	\$234,946,820.00	0.801%
Federal Agency - Discount	\$1,071,407,108.25	0.562%
Treasury Securities - Discount	\$12,994,580.56	0.107%
Misc. Securities- Coupon	\$426,352.04	3.566%
Amortized Note	\$2,088,388.64	4.356%
TOTAL	\$1,343,291,062.11	0.597%

PORTFOLIO ALLOCATION




TREASURER DIVISION - DEPARTMENT OF FINANCE

REPORT OF INVESTMENTS - NON-OPERATING FUNDS


CHILDREN & FAMILIES COMMISSION

August 31, 2020



Page 1

INVESTMENT #	TYPE	FACE VALUE	MATURITY DATE	PURCHASE DATE	BOOK VALUE	YTM 360 DAYS	YTM 365 DAYS	DESCRIPTION	MARKET VALUE
101	LA2	105,620.87	//	//	105,620.87	0.773	0.784	LOCAL AGENCY INVESTMENT FUND	105,620.87
		105,620.87			105,620.87				105,620.87



TREASURER DIVISION - DEPARTMENT OF FINANCE
REPORT OF INVESTMENTS - NON-OPERATING FUNDS
SAN RAFAEL SCHOOLS
August 31, 2020

Page 1

INVESTMENT #	TYPE	FACE VALUE	MATURITY DATE	PURCHASE DATE	BOOK VALUE	YTM 360 DAYS	YTM 365 DAYS	DESCRIPTION	MARKET VALUE
687	LA1	0.00	//	//	0.00	5.181	5.253	LOCAL AGENCY INVESTMENT FUND	0.00
746	LA1	457,514.85	//	//	457,514.85	0.773	0.784	LOCAL AGENCY INVESTMENT FUND	457,514.85
		457,514.85			457,514.85				457,514.85
AMORTIZATION & ACCRETION OF PREMIUMS & DISCOUNTS					-0-				
		457,514.85			457,514.85				457,514.85

Agenda Item 6

Account classifications selected				Field ranges selected							
FD	RESC	Y	OBJT	SO	GOAL	FUNC	LOC	ACT	GRP	FI	RANGE
1.	-	-	-	-	-	-	-	-	-	-	-
2.	-	-	-	-	-	-	-	-	-	-	-
3.	-	-	-	-	-	-	-	-	-	-	-
4.	-	-	-	-	-	-	-	-	-	-	-
5.	-	-	-	-	-	-	-	-	-	-	-
6.	-	-	-	-	-	-	-	-	-	-	-
7.	-	-	-	-	-	-	-	-	-	-	-
8.	-	-	-	-	-	-	-	-	-	-	-
9.	-	-	-	-	-	-	-	-	-	-	-
10.	-	-	-	-	-	-	-	-	-	-	-

Sort / Rollup on : FUND
Restricted Field : 02 RESOURCE
Separation Option : No Separation of Restricted and UnRestricted
Extraction Type : Restricted and UnRestricted
Starting Budget : Working
Budget Transfers : N = Not included
GL Transactions : Approved Only
Pre-Encumbrances : Included
Account Description: Not Shown
Detail sort : Date
Detail Line Format : 1

Report prepared : 10/30/2020 12:26:32

FUND	GOAL	FUNC	LOC	ACT	GRP	REFERENCE DATE	DESC	WRK BUDGET	RECEIVED/ EXPENDED	ENCUMBERED	BALANCE
8011	LCFF STATE AID-CURR YEAR					10/01/2020	BALANCE FORWARD	89,240.00	0.00	0.00	89,240.00
****100.0%	** NO ACTIVITY THIS PERIOD **						ENDING BALANCE 10/30/2020	89,240.00	0.00	0.00	89,240.00
8012	EDUCATION PROTECTION ACCOUNT					10/01/2020	BALANCE FORWARD	7,536.00	0.00	0.00	7,536.00
****100.0%	** NO ACTIVITY THIS PERIOD **						ENDING BALANCE 10/30/2020	7,536.00	0.00	0.00	7,536.00
8021	HOMEOWNERS EXEMPTION					10/01/2020	BALANCE FORWARD	56.00	0.00	0.00	56.00
****100.0%	** NO ACTIVITY THIS PERIOD **						ENDING BALANCE 10/30/2020	56.00	0.00	0.00	56.00
8041	SECURED TAX ROLLS					10/01/2020	BALANCE FORWARD	64,360.00	0.00	0.00	64,360.00
****100.0%	** NO ACTIVITY THIS PERIOD **						ENDING BALANCE 10/30/2020	64,360.00	0.00	0.00	64,360.00
8042	UNSECURED ROLL TAXES					10/01/2020	BALANCE FORWARD	256.00	0.00	0.00	256.00
****100.0%	** NO ACTIVITY THIS PERIOD **						ENDING BALANCE 10/30/2020	256.00	0.00	0.00	256.00
8043	PRIOR YEARS TAXES					10/01/2020	BALANCE FORWARD	162.00	0.00	0.00	162.00
****100.0%	** NO ACTIVITY THIS PERIOD **						ENDING BALANCE 10/30/2020	162.00	0.00	0.00	162.00
8044	SUPPLEMENTAL TAXES					10/01/2020	BALANCE FORWARD	4,594.00	0.00	0.00	4,594.00
****100.0%	** NO ACTIVITY THIS PERIOD **						ENDING BALANCE 10/30/2020	4,594.00	0.00	0.00	4,594.00
8045	EDUC REV AUGMENT FUND (ERAF)					10/01/2020	BALANCE FORWARD	20,689.00-	0.00	0.00	20,689.00-
****OVERDRAWN	** NO ACTIVITY THIS PERIOD **						ENDING BALANCE 10/30/2020	20,689.00-	0.00	0.00	20,689.00-
8181	SPEC ED-ENTITL PER UDC (IDEA)					10/01/2020	BALANCE FORWARD	4,685.00	0.00	0.00	4,685.00
****100.0%	** NO ACTIVITY THIS PERIOD **						ENDING BALANCE 10/30/2020	4,685.00	0.00	0.00	4,685.00

FUND	OBJT	SO	GOAL	FUNC	LOC	ACT	GRP	REFERENCE DATE	DESC	WRK BUDGET	RECEIVED/ EXPENDED	ENCUMBERED	BALANCE
GENERAL FUND													
8182	SPEC ED-DISCRETIONARY GRANTS							10/01/2020	BALANCE FORWARD	1,232.00	0.00	0.00	1,232.00
****100.0%	** NO ACTIVITY THIS PERIOD **												
	ENDING BALANCE							10/30/2020		1,232.00	0.00	0.00	1,232.00
8285	INTERAGENCY CONTRACTS BTWN LEA							10/01/2020	BALANCE FORWARD	1,158.00	0.00	0.00	1,158.00
****100.0%	** NO ACTIVITY THIS PERIOD **												
	ENDING BALANCE							10/30/2020		1,158.00	0.00	0.00	1,158.00
8290	ALL OTHER FEDERAL REVENUES							10/01/2020	BALANCE FORWARD	30,200.00	0.00	0.00	30,200.00
****100.0%	** NO ACTIVITY THIS PERIOD **												
	ENDING BALANCE							10/30/2020		30,200.00	0.00	0.00	30,200.00
8550	MANDATED COST REIMBURSEMENTS							10/01/2020	BALANCE FORWARD	312.00	0.00	0.00	312.00
****100.0%	** NO ACTIVITY THIS PERIOD **												
	ENDING BALANCE							10/30/2020		312.00	0.00	0.00	312.00
8560	STATE LOTTERY REVENUE							10/01/2020	BALANCE FORWARD	1,000.00	0.00	0.00	1,000.00
****100.0%	** NO ACTIVITY THIS PERIOD **												
	ENDING BALANCE							10/30/2020		1,000.00	0.00	0.00	1,000.00
8590	ALL OTHER STATE REVENUES							10/01/2020	BALANCE FORWARD	15,757.00	0.00	0.00	15,757.00
****100.0%	** NO ACTIVITY THIS PERIOD **												
	ENDING BALANCE							10/30/2020		15,757.00	0.00	0.00	15,757.00
8660	INTEREST							10/01/2020	BALANCE FORWARD	600.00	0.00	0.00	600.00
****100.0%	** NO ACTIVITY THIS PERIOD **												
	ENDING BALANCE							10/30/2020		600.00	0.00	0.00	600.00
8782	ALL OTHER TSFRS FRM COUNTY OFCE							10/01/2020	BALANCE FORWARD	1,096.00	0.00	0.00	1,096.00
****100.0%	** NO ACTIVITY THIS PERIOD **												
	ENDING BALANCE							10/30/2020		1,096.00	0.00	0.00	1,096.00
8792	TSF OF APPORT FROM COE							10/01/2020	BALANCE FORWARD	5,470.00	0.00	0.00	5,470.00
****100.0%	** NO ACTIVITY THIS PERIOD **												
	ENDING BALANCE							10/30/2020		5,470.00	0.00	0.00	5,470.00

FUND :01 GENERAL FUND

FD RESC Y	OBJT	SO	GOAL	FUNC	LOC	ACT	GRP	REFERENCE DATE	DESC	WRK BUDGET	RECEIVED/ EXPENDED	ENCUMBERED	BALANCE
8912	INTFD TF	BETWN	GEN &	SPEC	RES			10/01/2020		116,579.02	0.00	0.00	116,579.02
									BALANCE FORWARD				
****100.0%									** NO ACTIVITY THIS PERIOD **				
									ENDING BALANCE 10/30/2020	116,579.02	0.00	0.00	116,579.02
8980	CONTRIBUTIONS	FR	UNRESTR.	REV				10/01/2020		0.00	0.00	0.00	0.00
									BALANCE FORWARD				
****									** NO ACTIVITY THIS PERIOD **				
									ENDING BALANCE 10/30/2020	0.00	0.00	0.00	0.00
****8000	TOTALS:									323,604.02	0.00	0.00	323,604.02
1110	CERTIFICATED	TEACHER	~	REGULAR				10/01/2020		75,754.00	6,684.12	0.00	69,069.88
									BALANCE FORWARD				
01-0000-0-1110.00-1110-1010-020-000-000								PE-000000	10/30/20		53,472.96		15,596.92
01-0000-0-1110.00-1110-1010-020-000-000								PY-103020	10/30/20		53,472.96		8,912.80
									TOTAL ACTIVITY				
**** 11.8%									ENDING BALANCE 10/30/2020	75,754.00	13,368.24	53,472.96	8,912.80
1130	CERTIFICATED	TEACHER-EXTRA	DTY					10/01/2020		0.00	0.00	0.00	0.00
									BALANCE FORWARD				
01-0000-0-1130.00-1110-1010-020-000-000								PY-100920	10/09/20		2,020.00		2,020.00-
									TOTAL ACTIVITY				
****OVERDRAWN									ENDING BALANCE 10/30/2020	0.00	0.00	0.00	2,020.00-
1140	TEACHER	SUBSTITUTE	~	ILLNESS				10/01/2020		405.00	0.00	0.00	405.00
									BALANCE FORWARD				
****100.0%									** NO ACTIVITY THIS PERIOD **				
									ENDING BALANCE 10/30/2020	405.00	0.00	0.00	405.00
1150	TEACHER	SUBSTITUTE-NON-ILLNESS						10/01/2020		1,135.00	0.00	0.00	1,135.00
									BALANCE FORWARD				
01-0000-0-1150.00-1110-1010-020-000-000								PY-100920	10/09/20		270.00		865.00
									TOTAL ACTIVITY				
**** 76.2%									ENDING BALANCE 10/30/2020	1,135.00	270.00	0.00	865.00
1170	CERTIFICATED	TEACHER-OTHER	PAY					10/01/2020		3,420.00	120.00	0.00	3,300.00
									BALANCE FORWARD				
01-0000-0-1170.00-1454-1010-020-000-000								PY-100920	10/09/20		420.00		2,880.00
									TOTAL ACTIVITY				
**** 84.2%									ENDING BALANCE 10/30/2020	3,420.00	540.00	0.00	2,880.00

FUND :01 GENERAL FUND

FD RESC Y	OBJT SO	GOAL	FUNC	LOC	ACT	GRP	REFERENCE	DATE	DESC	WRK BUDGET	RECEIVED/ EXPENDED	ENCUMBERED	BALANCE
1311	PRINCIPAL												
							BALANCE FORWARD	10/01/2020		0.00	742.68	0.00	742.68-
01-0000-0-1311.00-1110-2700-020-000-000							PE-000000	10/30/20	PAYROLL 1			5,941.44	6,684.12-
01-0000-0-1311.00-1110-2700-020-000-000							PY-103020	10/30/20	PY-10/30		742.68		7,426.80-
							TOTAL ACTIVITY			0.00	742.68		
							ENDING BALANCE	10/30/2020		0.00	1,485.36	5,941.44	7,426.80-
****OVERDRAWN													
****1000 TOTALS:										80,714.00	17,683.60	59,414.40	3,616.00
2110	INSTRUCTIONAL AIDE - REGULAR						BALANCE FORWARD	10/01/2020		35,535.00	6,461.42	0.00	29,073.58
01-0000-0-2110.00-1110-1010-020-000-000							PE-000000	10/30/20	PAYROLL 1			25,845.68	3,227.90
01-0000-0-2110.00-1110-1010-020-000-000							PY-103020	10/30/20	PY-10/30		3,230.71		2.81-
							TOTAL ACTIVITY			0.00	3,230.71	25,845.68	
							ENDING BALANCE	10/30/2020		35,535.00	9,692.13	25,845.68	2.81-
****OVERDRAWN													
2160	INSTRUCTIONAL AIDE SUB-ILLNESS						BALANCE FORWARD	10/01/2020		405.00	0.00	0.00	405.00
							** NO ACTIVITY THIS PERIOD **			405.00	0.00	0.00	405.00
****100.0%							ENDING BALANCE	10/30/2020					
2170	INSTRUCTIONAL AIDE SUB-NON-ILL						BALANCE FORWARD	10/01/2020		674.00	0.00	0.00	674.00
							** NO ACTIVITY THIS PERIOD **			674.00	0.00	0.00	674.00
****100.0%							ENDING BALANCE	10/30/2020					
2190	PROFESSIONAL EXPERT- OTHER PAY						BALANCE FORWARD	10/01/2020		1,650.00	120.00	0.00	1,530.00
01-0000-0-2190.00-1451-1010-020-000-000							PY-100920	10/09/20	PY-10/09		240.00		1,290.00
							TOTAL ACTIVITY			0.00	240.00	0.00	
							ENDING BALANCE	10/30/2020		1,650.00	360.00	0.00	1,290.00
**** 78.2%													
2990	PROFESSIONAL EXPERT						BALANCE FORWARD	10/01/2020		300.00	0.00	0.00	300.00
							** NO ACTIVITY THIS PERIOD **			300.00	0.00	0.00	300.00
****100.0%							ENDING BALANCE	10/30/2020					
****2000 TOTALS:										38,564.00	10,052.13	25,845.68	2,666.19
3101	STRS - CERTIFICATED POSITIONS						BALANCE FORWARD	10/01/2020		26,799.00	1,199.43	0.00	25,599.57
01-0000-0-3101.00-1110-1010-020-000-000							PY-100920	10/09/20	BN-MID			326.23	25,273.34
01-0000-0-3101.00-1110-1010-020-000-000							PE-000000	10/30/20	PAYROLL 1			8,635.88	16,637.46
01-0000-0-3101.00-1110-2700-020-000-000							PE-000000	10/30/20	PAYROLL 1			959.54	15,677.92

FUND	:01	GENERAL FUND	FD RESC Y	OBJT	SO	GOAL	FUNC	LOC	ACT	GRP	REFERENCE DATE	DESC	WRK BUDGET	RECEIVED/ EXPENDED	ENCUMBERED	BALANCE
3101	STRS - CERTIFICATED POSITIONS															
01-0000-0-3101.00-1110-1010-020-000-000											PY-103020 10/30/20	BN-EOM		1,079.49		14,598.43
01-0000-0-3101.00-1110-1010-020-000-000											PY-103020 10/30/20	BN-EOM	0.00	119.94		14,478.49
	TOTAL ACTIVITY													1,525.66	9,595.42	
**** 54.0%	ENDING BALANCE 10/30/2020												26,799.00	2,725.09	9,595.42	14,478.49
3202	PERS - CLASSIFIED POSITIONS															
01-0000-0-3202.00-1110-1010-020-000-000																
01-0000-0-3202.00-1110-1010-020-000-000											PY-000000 10/30/20	PAYROLL 1	8,141.00	1,337.52	0.00	6,803.48
	TOTAL ACTIVITY													668.76	5,350.06	1,453.42
**** 9.6%	ENDING BALANCE 10/30/2020												8,141.00	2,006.28	5,350.06	784.66
3301	SOCIAL SECURITY (OASDI) - CERT															
01-0000-0-3301.00-1110-1010-020-000-000																
01-0000-0-3301.00-1110-1010-020-000-000											PY-100920 10/09/20	BN-MID	0.00	0.00	0.00	0.00
	TOTAL ACTIVITY													16.74	0.00	16.74-
**** OVERDRAWN	ENDING BALANCE 10/30/2020													16.74	0.00	16.74-
3302	SOCIAL SECURITY (OASDI)-CLASSI															
01-0000-0-3302.00-1110-1010-020-000-000																
01-0000-0-3302.00-1110-1010-020-000-000											PY-000000 10/30/20	PAYROLL 1	2,297.00	400.60	0.00	1,896.40
	TOTAL ACTIVITY													200.30	1,602.43	293.97
**** 4.1%	ENDING BALANCE 10/30/2020												2,297.00	600.90	1,602.43	93.67
3311	MEDICARE - CERTIFICATED															
01-0000-0-3311.00-1110-1010-020-000-000																
01-0000-0-3311.00-1454-1010-020-000-000											PY-100920 10/09/20	BN-MID	1,205.00	112.91	0.00	1,092.09
01-0000-0-3311.00-1110-1010-020-000-000											PY-100920 10/09/20	BN-MID		33.21	1,058.88	
01-0000-0-3311.00-1110-1010-020-000-000											PE-000000 10/30/20	PAYROLL 1		6.09	1,052.79	
01-0000-0-3311.00-1110-1010-020-000-000											PE-000000 10/30/20	PAYROLL 1		775.36	277.43	
01-0000-0-3311.00-1110-1010-020-000-000											PE-000000 10/30/20	PAYROLL 1		86.15	191.28	
01-0000-0-3311.00-1110-1010-020-000-000											PY-103020 10/30/20	BN-EOM		100.40	90.88	
01-0000-0-3311.00-1110-1010-020-000-000											PY-103020 10/30/20	BN-EOM		10.77	80.11	
	TOTAL ACTIVITY													150.47	861.51	
**** 6.6%	ENDING BALANCE 10/30/2020												1,205.00	263.38	861.51	80.11
3312	MEDICARE - CLASSIFIED															
01-0000-0-3312.00-1451-1010-020-000-000																
01-0000-0-3312.00-1110-1010-020-000-000											PY-100920 10/09/20	BN-MID	560.00	95.44	0.00	464.56
01-0000-0-3312.00-1110-1010-020-000-000											PE-000000 10/30/20	PAYROLL 1		3.48	461.08	
01-0000-0-3312.00-1110-1010-020-000-000											PE-000000 10/30/20	BN-EOM		374.76	86.32	
	TOTAL ACTIVITY													46.85	39.47	
**** 7.0%	ENDING BALANCE 10/30/2020												560.00	50.33	374.76	39.47

FUND :01 GENERAL FUND

FD RESC Y	OBJT	SO GOAL	FUNC	LOC	ACT	GRP	REFERENCE DATE	DESC	WRK BUDGET	RECEIVED/ EXPENDED	ENCUMBERED	BALANCE
3401 HEALTH & WELFARE CERTIFICATED												
BALANCE FORWARD 10/01/2020												
01-0000-0-3401.00-1110-2700-020-000-000	PE-000000	10/30/20	PAYROLL 1						2,035.00	185.51	0.00	1,849.49
01-0000-0-3401.00-1110-1010-020-000-000	PE-000000	10/30/20	PAYROLL 1							148.90	148.90	1,700.59
01-0000-0-3401.00-1110-1010-020-000-000	PY-103020	10/30/20	BN-EOM							1,340.14	1,340.14	360.45
01-0000-0-3401.00-1110-2700-020-000-000	PY-103020	10/30/20	BN-EOM							167.52	167.52	192.93
	TOTAL ACTIVITY									186.13	186.13	174.32
	ENDING BALANCE 10/30/2020								0.00	371.64	1,489.04	174.32
****	8.6%								2,035.00		1,489.04	
3402 HEALTH & WELFARE CLASSIFIED												
BALANCE FORWARD 10/01/2020												
01-0000-0-3402.00-1110-1010-020-000-000	PE-000000	10/30/20	PAYROLL 1						17,985.00	2,886.30	0.00	15,098.70
01-0000-0-3402.00-1110-1010-020-000-000	PY-103020	10/30/20	BN-EOM							1,102.71	8,821.68	6,277.02
	TOTAL ACTIVITY								0.00	1,102.71	8,821.68	5,174.31
	ENDING BALANCE 10/30/2020								17,985.00	3,989.01	8,821.68	5,174.31
****	28.8%											
3501 UNEMPLOYMENT INS CERTIFICATED												
BALANCE FORWARD 10/01/2020												
01-0000-0-3501.00-1454-1010-020-000-000	PY-100920	10/09/20	BN-MID						42.00	3.89	0.00	38.11
01-0000-0-3501.00-1110-1010-020-000-000	PY-100920	10/09/20	BN-MID							0.21	0.21	37.90
01-0000-0-3501.00-1110-1010-020-000-000	PE-000000	10/30/20	PAYROLL 1							1.15	1.15	36.75
01-0000-0-3501.00-1110-2700-020-000-000	PE-000000	10/30/20	PAYROLL 1							26.74	26.74	10.01
01-0000-0-3501.00-1110-1010-020-000-000	PE-000000	10/30/20	PAYROLL 1							2.97	2.97	7.04
01-0000-0-3501.00-1110-1010-020-000-000	PY-103020	10/30/20	BN-EOM							3.46	3.46	3.58
01-0000-0-3501.00-1110-2700-020-000-000	PY-103020	10/30/20	BN-EOM							0.37	0.37	3.21
	TOTAL ACTIVITY								0.00	5.19	29.71	3.21
	ENDING BALANCE 10/30/2020								42.00	9.08	29.71	3.21
****	7.6%											
3502 UNEMPLOYMENT INS - CLASSIFIED												
BALANCE FORWARD 10/01/2020												
01-0000-0-3502.00-1451-1010-020-000-000	PY-100920	10/09/20	BN-MID						21.00	3.30	0.00	17.70
01-0000-0-3502.00-1110-1010-020-000-000	PE-000000	10/30/20	PAYROLL 1							0.12	12.92	17.58
01-0000-0-3502.00-1110-1010-020-000-000	PY-103020	10/30/20	BN-EOM							1.62	1.62	4.66
	TOTAL ACTIVITY								0.00	1.74	12.92	3.04
	ENDING BALANCE 10/30/2020								21.00	5.04	12.92	3.04
****	14.5%											
3601 WORKERS COMP - CERTIFICATED												
BALANCE FORWARD 10/01/2020												
01-0000-0-3601.00-1110-1010-020-000-000	PY-100920	10/09/20	BN-MID						864.00	80.83	0.00	783.17
01-0000-0-3601.00-1454-1010-020-000-000	PY-100920	10/09/20	BN-MID							23.77	23.77	759.40
01-0000-0-3601.00-1110-2700-020-000-000	PE-000000	10/30/20	PAYROLL 1							4.36	4.36	755.04
01-0000-0-3601.00-1110-1010-020-000-000	PE-000000	10/30/20	PAYROLL 1							61.67	61.67	693.37
01-0000-0-3601.00-1110-1010-020-000-000	PY-103020	10/30/20	BN-EOM							555.05	555.05	138.32
01-0000-0-3601.00-1110-2700-020-000-000	PY-103020	10/30/20	BN-EOM							71.87	71.87	66.45
	TOTAL ACTIVITY								0.00	7.71	616.72	58.74
	ENDING BALANCE 10/30/2020								864.00	188.54	616.72	58.74
****	6.8%											

FUND :01 GENERAL FUND

FD RESC Y	OBJT	SO	GOAL	FUNC	LOC	ACT	GRP	REFERENCE DATE	DESC	WRK BUDGET	RECEIVED/ EXPENDED	ENCUMBERED	BALANCE
3602	WORKERS COMP - CLASSIFIED							10/01/2020		398.00	68.31	0.00	329.69
	BALANCE FORWARD										2.49		327.20
01-0000-0-3602	00-1451-1010-020-000-000							PY-100920 10/09/20	BN-MID			268.28	58.92
01-0000-0-3602	00-1110-1010-020-000-000							PE-000000 10/30/20	PAYROLL 1				25.39
01-0000-0-3602	00-1110-1010-020-000-000							PY-103020 10/30/20	BN-BOM			268.28	
	TOTAL ACTIVITY									0.00	36.02	268.28	
****	6.4%							ENDING BALANCE 10/30/2020		398.00	104.33	268.28	25.39
3911	CASH IN LIEU CERTIFICATED							10/01/2020		2,400.00	240.00	0.00	2,160.00
	BALANCE FORWARD										240.00		1,920.00
01-0000-0-3911	00-1110-1010-020-000-000							PY-103020 10/30/20	PY-10/30			0.00	
	TOTAL ACTIVITY									0.00	240.00	0.00	
****	80.0%							ENDING BALANCE 10/30/2020		2,400.00	480.00	0.00	1,920.00
****3000	TOTALS:									62,747.00	10,905.80	29,022.53	22,818.67
4100	APPRVD TEXTBOOKS & CORE CURR M							10/01/2020		3,500.00	0.00	0.00	3,500.00
	BALANCE FORWARD												
****100.0%	** NO ACTIVITY THIS PERIOD **									3,500.00	0.00	0.00	3,500.00
	ENDING BALANCE 10/30/2020												
4300	MATERIALS & SUPPLIES							10/01/2020		8,284.00	1,195.80	0.00	7,088.20
	BALANCE FORWARD										195.00		6,893.20
01-9194-0-4300	00-1110-1010-020-000-000							RC-210002 10/06/20	Laguna Re		32.45		6,860.75
01-0000-0-4300	00-0000-8200-020-000-000							PV-210023 10/16/20	FISHMAN S		139.14		6,721.61
01-0000-0-4300	00-0000-8200-020-000-000							PV-210024 10/16/20	FISHMAN S		1.88		6,719.73
01-0000-0-4300	00-1110-1010-020-000-000							PV-210025 10/16/20	OFFICE DE		11.09		6,708.64
01-3220-0-4300	00-1110-1010-020-000-000							PV-210033 10/21/20	CDW GOVER		3,716.28		2,992.36
01-3220-0-4300	00-1110-1010-020-000-000							PV-210034 10/21/20	CDW GOVER		50.00		2,942.36
01-3220-0-4300	00-1110-1010-020-000-000							PV-210035 10/21/20	CDW GOVER		438.91		2,503.45
01-3220-0-4300	00-1110-1010-020-000-000							PV-210036 10/28/20	APPLE COM		2,194.55		308.90
01-3220-0-4300	00-1110-1010-020-000-000							PV-210037 10/28/20	APPLE COM		6,779.30	0.00	
	TOTAL ACTIVITY									0.00	0.00	0.00	308.90
****	3.7%							ENDING BALANCE 10/30/2020		8,284.00	7,975.10	0.00	308.90
4400	NONCAPITALIZED EQUIPMENT							10/01/2020		0.00	0.00	0.00	0.00
	BALANCE FORWARD												
01-0000-0-4400	00-0000-8200-020-000-000							PV-210038 10/30/20	ALEN CORP		1,664.89		1,664.89-
	TOTAL ACTIVITY									0.00	0.00	0.00	1,664.89-
****OVERDRAWN	ENDING BALANCE 10/30/2020									0.00	1,664.89	0.00	1,664.89-
****4000	TOTALS:									11,784.00	9,639.99	0.00	2,144.01

FUND	OBJT	SO	GOAL	FUNC	LOC	ACT	GRP	REFERENCE DATE	DESC	WRK BUDGET	RECEIVED/ EXPENDED	ENCUMBERED	BALANCE
GENERAL FUND													
5210	CONFERENCES												
									BALANCE FORWARD 10/01/2020	11,320.00	0.00	0.00	11,320.00
****100.0%									** NO ACTIVITY THIS PERIOD **				
									ENDING BALANCE 10/30/2020	11,320.00	0.00	0.00	11,320.00
5230	MILEAGE												
									BALANCE FORWARD 10/01/2020	120.00	0.00	0.00	120.00
****100.0%									** NO ACTIVITY THIS PERIOD **				
									ENDING BALANCE 10/30/2020	120.00	0.00	0.00	120.00
5300	DUES & MEMBERSHIPS												
									BALANCE FORWARD 10/01/2020	425.00	425.00	0.00	0.00
**** 0.0%									** NO ACTIVITY THIS PERIOD **				
									ENDING BALANCE 10/30/2020	425.00	425.00	0.00	0.00
5400	INSURANCE												
									BALANCE FORWARD 10/01/2020	1,800.00	1,878.00	0.00	78.00-
****OVERDRAWN									** NO ACTIVITY THIS PERIOD **				
									ENDING BALANCE 10/30/2020	1,800.00	1,878.00	0.00	78.00-
5505	GAS												
									BALANCE FORWARD 10/01/2020	1,000.00	0.00	0.00	1,000.00
****100.0%									** NO ACTIVITY THIS PERIOD **				
									ENDING BALANCE 10/30/2020	1,000.00	0.00	0.00	1,000.00
5510	ELECTRICITY												
									BALANCE FORWARD 10/01/2020	2,200.00	189.37	0.00	2,010.63
01-0000-0-5510.00-0000-8200-020-000-000									PV-210026 10/16/20 P. G. & E		156.87		1,853.76
01-0000-0-5510.00-0000-8200-020-000-000									PV-210044 10/30/20 P. G. & E		193.23		1,660.53
									TOTAL ACTIVITY	0.00	350.10	0.00	
**** 75.5%									ENDING BALANCE 10/30/2020	2,200.00	539.47	0.00	1,660.53
5535	WATER												
									BALANCE FORWARD 10/01/2020	150.00	38.00	0.00	112.00
01-0000-0-5535.00-0000-8200-020-000-000									PV-210031 10/21/20 MAYACAMAS		38.00		74.00
01-0000-0-5535.00-0000-8200-020-000-000									PV-210042 10/30/20 MAYACAMAS		38.00		36.00
									TOTAL ACTIVITY	0.00	76.00	0.00	
**** 24.0%									ENDING BALANCE 10/30/2020	150.00	114.00	0.00	36.00
5550	DISPOSAL/GARBAGE REMOVAL												
									BALANCE FORWARD 10/01/2020	1,350.00	215.06	0.00	1,134.94
01-0000-0-5550.00-0000-8200-020-000-000									PV-210027 10/16/20 RECOLOGY		107.53		1,027.41
									TOTAL ACTIVITY	0.00	107.53	0.00	
**** 76.1%									ENDING BALANCE 10/30/2020	1,350.00	322.59	0.00	1,027.41

FUND :01 GENERAL FUND

FINANCIAL ACTIVITY REPORT
 10/01/2020 TO 10/30/2020

J84641

FAR110 L.00.10 10/30/20 PAGE 9
 66.6 % REMAINS IN FISCAL YEAR 21

FD RESC Y	OBJT	SO	GOAL	FUNC	LOC	ACT	GRP	REFERENCE DATE	DESC	WRK BUDGET	RECEIVED/ EXPENDED	ENCUMBERED	BALANCE
5615	MAINT	CONTRACTS/BLDGS & GROUND								6,500.00	0.00	0.00	6,500.00
		BALANCE FORWARD 10/01/2020											
	**	NO ACTIVITY THIS PERIOD **											
****100.0%		ENDING BALANCE 10/30/2020								6,500.00	0.00	0.00	6,500.00
5803	ADVERTISING									100.00	0.00	0.00	100.00
		BALANCE FORWARD 10/01/2020											
	**	NO ACTIVITY THIS PERIOD **											
****100.0%		ENDING BALANCE 10/30/2020								100.00	0.00	0.00	100.00
5809	AUDIT FEES									7,600.00	0.00	0.00	7,600.00
		BALANCE FORWARD 10/01/2020											
	**	NO ACTIVITY THIS PERIOD **											
****100.0%		ENDING BALANCE 10/30/2020								7,600.00	0.00	0.00	7,600.00
5814	ELECTIONS									200.00	0.00	0.00	200.00
		BALANCE FORWARD 10/01/2020											
	**	NO ACTIVITY THIS PERIOD **											
****100.0%		ENDING BALANCE 10/30/2020								200.00	0.00	0.00	200.00
5819	FIELD TRIPS									600.00	0.00	0.00	600.00
		BALANCE FORWARD 10/01/2020											
	**	NO ACTIVITY THIS PERIOD **											
****100.0%		ENDING BALANCE 10/30/2020								600.00	0.00	0.00	600.00
5821	FINGERPRINTING									100.00	0.00	0.00	100.00
		BALANCE FORWARD 10/01/2020											
	**	NO ACTIVITY THIS PERIOD **											
****100.0%		ENDING BALANCE 10/30/2020								100.00	0.00	0.00	100.00
5835	NPA CONTRACTS									11,000.00	0.00	0.00	11,000.00
		BALANCE FORWARD 10/01/2020											
	01-6500-0-5835.00-5770-1182-020-000-000	PV-210028	10/16/20	SEEDS OF					1,672.00				9,328.00
	01-6500-0-5835.00-5770-1182-020-000-000	PV-210029	10/16/20	SHURA, SA					190.00				9,138.00
	01-6500-0-5835.00-5770-1182-020-000-000	PV-210030	10/16/20	SHURA, SA					380.00				8,758.00
		TOTAL ACTIVITY							2,242.00				
**** 79.6%		ENDING BALANCE 10/30/2020							2,242.00	11,000.00	0.00	0.00	8,758.00
5839	OTHER FEES									20.00	188.57	0.00	168.57-
		BALANCE FORWARD 10/01/2020											
	**	NO ACTIVITY THIS PERIOD **											
****OVERDRAWN		ENDING BALANCE 10/30/2020								20.00	188.57	0.00	168.57-

FUND	OBJT	SO	GOAL	FUNC	LOC	ACT	GRP	REFERENCE DATE	DESC	WRK BUDGET	RECEIVED/ EXPENDED	ENCUMBERED	BALANCE
5840 OTHER CONTRACT SERVICES													
BALANCE FORWARD 10/01/2020													
01-0000-0-5840.00-0000-8300-020-000-000								PV-210022 10/16/20	BAY ALARM	48,246.00	949.53	0.00	47,296.47
01-0000-0-5840.00-0000-8300-020-000-000								PV-210022 10/16/20	BAY ALARM		88.68		47,207.79
01-0000-0-5840.00-0000-3700-020-000-000								PV-210032 10/21/20	PETALUMA		110.85		47,096.94
01-0000-0-5840.00-0000-3700-020-000-000								PV-210043 10/30/20	PETALUMA		20.00		47,076.94
TOTAL ACTIVITY													
**** 97.5%								ENDING BALANCE 10/30/2020		0.00	259.53	0.00	47,036.94
5900 COMMUNICATIONS													
BALANCE FORWARD 10/01/2020													
**** 42.1%								** NO ACTIVITY THIS PERIOD **		3,955.00	2,289.40	0.00	1,665.60
ENDING BALANCE 10/30/2020													
5960 POSTAGE													
BALANCE FORWARD 10/01/2020													
****100.0%								** NO ACTIVITY THIS PERIOD **		80.00	0.00	0.00	80.00
ENDING BALANCE 10/30/2020													
5970 TELEPHONE													
BALANCE FORWARD 10/01/2020													
01-0000-0-5970.00-0000-2700-020-000-000								PV-210039 10/30/20	A T & T	530.00	80.76	0.00	449.24
01-0000-0-5970.00-0000-2700-020-000-000								PV-210039 10/30/20	A T & T		26.94		422.30
01-0000-0-5970.00-0000-7200-020-000-000								PV-210040 10/30/20	A T & T		11.55		410.75
01-0000-0-5970.00-0000-7200-020-000-000								PV-210040 10/30/20	A T & T		28.97		381.78
01-0000-0-5970.00-0000-7200-020-000-000								PV-210041 10/30/20	A T & T		12.42		369.36
01-0000-0-5970.00-0000-7200-020-000-000								PV-210041 10/30/20	A T & T		29.10		340.26
01-0000-0-5970.00-0000-7200-020-000-000								PV-210041 10/30/20	A T & T		12.47		327.79
TOTAL ACTIVITY													
**** 61.8%								ENDING BALANCE 10/30/2020		0.00	121.45	0.00	327.79
****5000 TOTALS:													
										97,296.00	9,410.30	0.00	87,885.70
7142 OTH TUIT,EXC CST PMT TO COE													
BALANCE FORWARD 10/01/2020													
										35,120.00	0.00	0.00	35,120.00
** NO ACTIVITY THIS PERIOD **													
										35,120.00	0.00	0.00	35,120.00
****7000 TOTALS:													
										35,120.00	0.00	0.00	35,120.00
FUND											57,691.82	114,282.61	154,250.57
FUND											0.00	0.00	323,604.02

FUND :17 SP RES-OTHER THAN CAP OUTLAY#1

FD RESC Y	OBJT	SO GOAL	FUNC	LOC	ACT	GRP	REFERENCE DATE	DESC	WRK BUDGET	RECEIVED/ EXPENDED	ENCUMBERED	BALANCE	
8660								INTEREST					
								BALANCE FORWARD 10/01/2020	870.00	0.00	0.00	870.00	
								** NO ACTIVITY THIS PERIOD **					
								ENDING BALANCE 10/30/2020	870.00	0.00	0.00	870.00	
****100.0%													
****8000 TOTALS:													
									870.00	0.00	0.00	870.00	
7612								INTRFND TSF BTWN GEN & SP RESV					
								BALANCE FORWARD 10/01/2020	116,579.02	0.00	0.00	116,579.02	
								** NO ACTIVITY THIS PERIOD **					
								ENDING BALANCE 10/30/2020	116,579.02	0.00	0.00	116,579.02	
****100.0%													
****7000 TOTALS:													
									116,579.02	0.00	0.00	116,579.02	
FUND	:	17						TOTALS (EXPENDITURE)		116,579.02	0.00	0.00	116,579.02
FUND	:	17						TOTALS (INCOME)		870.00	0.00	0.00	870.00

Agenda Item 7

Account classifications selected		Field ranges selected
FD RESC Y OBJT SO GOAL FUNC LOC ACT GRP		FI RANGE
1.	-	-
2.	-	-
3.	-	-
4.	-	-
5.	-	-
6.	-	-
7.	-	-
8.	-	-
9.	-	-
10.	-	-

Primary sort/rollup levels: FD
 Income summary level: 4
 Expense summary level: 4
 Data source: GLSTEX Standard Extract
 Report template: /var/opt/qss/data/CTFAR300: 12/03/2014 14:53:23
 Budget type: W Working
 Include budget transfers: N
 GL Transactions: A Approved Only
 Exclude Pre-encumbrances: N
 Use Reference Values: N
 Restricted Fld Nbr: 02 RESOURCE
 Separation Option: No Separation of Restricted and UnRestricted
 Extraction Type: Restricted and UnRestricted
 Report prepared: 10/30/2020 12:22:57

OBJECT	Beg. Balance/ Adjusted Budget	Current Activity	Year to date Activity	Encumbrances	Balance \$used
Beginning balance					
9110 CASH IN COUNTY TREASURY	205,237.65	29,722.54-	60,949.91-	0.00	144,287.74
9130 REVOLVING CASH ACCOUNT	1,000.00	390.85	0.00	0.00	1,000.00
9210 ACCOUNTS RECEIVABLE PRIOR YEAR	587.46	0.00	1,176.12	0.00	1,763.58
9290 DUE FROM OTHER GOVERNMENTS	49,943.21	0.00	0.00	0.00	49,943.21
9510 ACCOUNTS PAYABLE	15,883.28-	2,103.66	5,516.28	0.00	10,367.00-
9515 SUI-UNEMPLOYMENT INSURANCE	16.38-	6.93-	2.23	0.00	14.15-
9516 WORKERS' COMPENSATION	0.00	5.41	143.73-	0.00	143.73-
9520 HEALTH & WELFARE	0.00	0.00	0.00	0.00	0.00
9523 SUMMER HEALTH & WELFARE	1,206.46-	124.87-	731.76	0.00	474.70-
9526 HEALTH PLAN	0.00	853.77-	1,596.42-	0.00	1,596.42-
9528 DENTAL	0.00	268.34-	402.51-	0.00	402.51-
9529 VISION	0.00	41.86-	62.28-	0.00	62.28-
9547 DUE TO EMPLOYEES-DEFERRED PAY	0.00	981.68-	1,963.36-	0.00	1,963.36-
9582 STRS EMPLOYER PORTION (PRF)	0.00	0.00	0.00	0.00	0.00
9583 PERS ~ EMPLOYER PORTION (PRF)	0.00	0.00	0.00	0.00	0.00
9584 OASDI ~ EMPLOYER PORTION (PRF)	0.00	0.00	0.00	0.00	0.00
9585 MEDICARE-EMPLOYER PORTION PRF	0.00	0.00	0.00	0.00	0.00
9590 DUE TO GRANTOR GOVERNMENTS	78,413.48-	0.00	0.00	0.00	78,413.48-
9610 DUE TO OTHER FUNDS	37,701.03-	0.00	0.00	0.00	37,701.03-
TOTAL Beginning balance	123,547.69	29,500.07-	57,691.82-	0.00	65,855.87
Current year revenue					
8011 LCFF STATE AID-CURR YEAR	89,240.00	0.00	0.00	0.00	89,240.00
8012 EDUCATION PROTECTION ACCOUNT	7,536.00	0.00	0.00	0.00	7,536.00
8021 HOMEOWNERS EXEMPTION	56.00	0.00	0.00	0.00	56.00
8041 SECURED TAX ROLLS	64,360.00	0.00	0.00	0.00	64,360.00
8042 UNSECURED ROLL TAXES	256.00	0.00	0.00	0.00	256.00
8043 PRIOR YEARS TAXES	162.00	0.00	0.00	0.00	162.00
8044 SUPPLEMENTAL TAXES	4,594.00	0.00	0.00	0.00	4,594.00
8045 EDUC REV AUGMENT FUND (ERAF)	20,689.00-	0.00	0.00	0.00	20,689.00-
8181 SPEC ED-ENTITL PER UDC (IDEA)	4,685.00	0.00	0.00	0.00	4,685.00
8182 SPEC ED-DISCRETIONARY GRANTS	1,232.00	0.00	0.00	0.00	1,232.00
8285 INTERAGENCY CONTRACTS BTWN LEA	1,158.00	0.00	0.00	0.00	1,158.00
8290 ALL OTHER FEDERAL REVENUES	30,200.00	0.00	0.00	0.00	30,200.00
8550 MANDATED COST REIMBURSEMENTS	312.00	0.00	0.00	0.00	312.00
8560 STATE LOTTERY REVENUE	1,000.00	0.00	0.00	0.00	1,000.00
8590 ALL OTHER STATE REVENUES	15,757.00	0.00	0.00	0.00	15,757.00
8660 INTEREST	600.00	0.00	0.00	0.00	600.00
8782 ALL OTHER TSFRS FRM COUNTY OFCE	1,096.00	0.00	0.00	0.00	1,096.00
8792 TSF OF APPOINT FROM COE	5,470.00	0.00	0.00	0.00	5,470.00
8912 INTFD TF BETWN GEN & SPEC RES	116,579.02	0.00	0.00	0.00	116,579.02
8980 CONTRIBUTIONS FR UNRESTR REV	0.00	0.00	0.00	0.00	0.00
TOTAL Current year revenue	323,604.02	0.00	0.00	0.00	323,604.02
*TOTAL Beginning balance + Revenue	447,151.71	123,547.69	123,547.69		*

OBJECT	Beg. Balance/ Adjusted Budget	Current Activity	Year to date Activity	Encumbrances	Balance \$used
Expense					
1110 CERTIFICATED TEACHER - REGULAR	75,754.00	6,684.12	13,368.24	53,472.96	8,912.80 88.2
1130 CERTIFICATED TEACHER-EXTRA DTY	0.00	2,020.00	2,020.00	0.00	2,020.00- N/A
1140 TEACHER SUBSTITUTE - ILLNESS	405.00	0.00	0.00	0.00	405.00 0.0
1150 TEACHER SUBSTITUTE-NON-ILLNESS	1,135.00	270.00	270.00	0.00	865.00 23.8
1170 CERTIFICATED TEACHER-OTHER PAY	3,420.00	420.00	540.00	0.00	2,880.00 15.8
1311 PRINCIPAL	0.00	742.68	1,485.36	5,941.44	7,426.80- N/A
2110 INSTRUCTIONAL AIDE - REGULAR	35,535.00	3,230.71	9,692.13	25,845.68	2,81- 100.0
2160 INSTRUCTIONAL AIDE SUB-ILLNESS	405.00	0.00	0.00	0.00	405.00 0.0
2170 INSTRUCTIONAL AIDE SUB-NON-ILL	674.00	0.00	0.00	0.00	674.00 0.0
2190 PROFESSIONAL EXPERT- OTHER PAY	1,650.00	240.00	360.00	0.00	1,290.00 21.8
2990 PROFESSIONAL EXPERT	300.00	0.00	0.00	0.00	300.00 0.0
3101 STRS - CERTIFICATED POSITIONS	26,799.00	1,525.66	2,725.09	9,595.42	14,478.49 46.0
3202 PERS - CLASSIFIED POSITIONS	8,141.00	668.76	2,006.28	5,350.06	784.66 90.4
3301 SOCIAL SECURITY (OASDI) - CERT	0.00	16.74	16.74	0.00	16.74- N/A
3302 SOCIAL SECURITY (OASDI)-CLASSI	2,297.00	200.30	600.90	1,602.43	93.67 95.9
3311 MEDICARE - CERTIFICATED	1,205.00	150.47	263.38	861.51	80.11 93.4
3312 MEDICARE - CLASSIFIED	560.00	50.33	145.77	374.76	39.47 93.0
3401 HEALTH & WELFARE CERTIFICATED	2,035.00	186.13	371.64	1,489.04	174.32 91.4
3402 HEALTH & WELFARE CLASSIFIED	17,985.00	1,102.71	3,989.01	8,821.68	5,174.31 71.2
3501 UNEMPLOYMENT INS CERTIFICATED	42.00	5.19	9.08	29.71	3.21 92.4
3502 UNEMPLOYMENT INS - CLASSIFIED	21.00	1.74	5.04	12.92	3.04 85.5
3601 WORKERS COMP - CERTIFICATED	864.00	107.71	188.54	616.72	58.74 93.2
3602 WORKERS COMP - CLASSIFIED	398.00	36.02	104.33	268.28	25.39 93.6
3911 CASH IN LIEU CERTIFICATED	2,400.00	240.00	480.00	0.00	1,920.00 20.0
4100 APPRVD TEXTBOOKS & CORE CURR M	3,500.00	0.00	0.00	0.00	3,500.00 0.0
4300 MATERIALS & SUPPLIES	8,284.00	6,779.30	7,975.10	0.00	308.90 96.3
4400 NONCAPITALIZED EQUIPMENT	0.00	1,664.89	1,664.89	0.00	1,664.89- N/A
5210 CONFERENCES	11,320.00	0.00	0.00	0.00	11,320.00 0.0
5230 MILEAGE	120.00	0.00	0.00	0.00	120.00 0.0
5300 DUES & MEMBERSHIPS	425.00	0.00	425.00	0.00	0.00 100.0
5400 INSURANCE	1,800.00	0.00	1,878.00	0.00	78.00- 104.3
5505 GAS	1,000.00	0.00	0.00	0.00	1,000.00 0.0
5510 ELECTRICITY	2,200.00	350.10	539.47	0.00	1,660.53 24.5
5535 WATER	150.00	76.00	114.00	0.00	36.00 76.0
5550 DISPOSAL/GARBAGE REMOVAL	1,350.00	107.53	322.59	0.00	1,027.41 23.9
5615 MAINT CONTRACTS/BLDGS & GROUND	6,500.00	0.00	0.00	0.00	6,500.00 0.0
5803 ADVERTISING	100.00	0.00	0.00	0.00	100.00 0.0
5809 AUDIT FEES	7,600.00	0.00	0.00	0.00	7,600.00 0.0
5814 ELECTIONS	200.00	0.00	0.00	0.00	200.00 0.0
5819 FIELD TRIPS	600.00	0.00	0.00	0.00	600.00 0.0
5821 FINGERPRINTING	100.00	0.00	0.00	0.00	100.00 0.0
5835 NPA CONTRACTS	11,000.00	2,242.00	2,242.00	0.00	8,758.00 20.4
5839 OTHER FEES	20.00	0.00	188.57	0.00	168.57- 942.9
5840 OTHER CONTRACT SERVICES	48,246.00	259.53	1,209.06	0.00	47,036.94 2.5
5900 COMMUNICATIONS	3,955.00	0.00	2,289.40	0.00	1,665.60 57.9
5960 POSTAGE	80.00	0.00	0.00	0.00	80.00 0.0
5970 TELEPHONE	530.00	121.45	202.21	0.00	327.79 38.2
7142 OTH TUIT, EXC CST PMT TO COE	35,120.00	0.00	0.00	0.00	35,120.00 0.0
TOTAL Expense	326,225.00	29,500.07	57,691.82	114,282.61	154,250.57

OBJECT	Beg. Balance/ Adjusted Budget	Current Activity	Year to date Activity	Encumbrances	Balance Used
Ending balance					
9790 UNDESIGNATED/UNAPPROPRIATED	2,620.98	0.00	0.00	0.00	2,620.98
9791 BEGINNING FUND BALANCE	123,547.69-	0.00	0.00	0.00	123,547.69-
TOTAL Ending balance	120,926.71-	0.00	0.00	0.00	120,926.71-
**Fund balance	120,926.71	94,047.62	65,855.87		**

OBJECT	Beg. Balance/ Adjusted Budget	Current Activity	Year to date Activity	Encumbrances	Balance used
Beginning balance					
9110 CASH IN COUNTY TREASURY	176,381.07	0.00	0.00	0.00	176,381.07
9310 DUE FROM OTHER FUNDS	37,701.03	0.00	0.00	0.00	37,701.03
TOTAL Beginning balance	214,082.10	0.00	0.00	0.00	214,082.10
Current year revenue					
8660 INTEREST	870.00	0.00	0.00	0.00	870.00
TOTAL Current year revenue	870.00	0.00	0.00	0.00	870.00
*TOTAL Beginning balance + Revenue	214,952.10	214,082.10	214,082.10		*
Expense					
7612 INTRFND TSF BTWN GEN & SP RESV	116,579.02	0.00	0.00	0.00	116,579.02
TOTAL Expense	116,579.02	0.00	0.00	0.00	116,579.02
Ending balance					
9790 UNDESIGNATED/UNAPPROPRIATED	115,709.02	0.00	0.00	0.00	115,709.02
9791 BEGINNING FUND BALANCE	214,082.10-	0.00	0.00	0.00	214,082.10-
TOTAL Ending balance	98,373.08-	0.00	0.00	0.00	98,373.08-
**Fund balance	98,373.08	214,082.10	214,082.10		**

Agenda Item 9

PRIN. REP. OCT 2020

Enrollment: 14 (+1) students 1: TK 3: 2nd, 2: 3rd, 2: 4th 3: 5th 3: 6th

(Our TK does not officially count until she turns 5..)

Curriculum & Activities:

Garvey Grant garden purchases underway. I still have to get wheel barrows and will get compost donated. We will try to grow Oaks from acorns for our first planting project.

School photos were taken and I have yet to get pics printed. Parent club has funds to buy good photo paper.

We held a vote for Best Pet election on election day. The students had to nominate a type of pet and make a presentation. Parents could vote as well.

We had a very successful Halloween festival with just us; we couldn't go on a field trip to a pumpkin patch and so brought pumpkins to the kids a la pop-up pumpkin patch. .

Conferences were 11/3 & 11/4. Most parents seemed happy.

Facilities:

Our new landscaper is Ernesto Orosco, who will do it for 300/service.

We had a wasp nest up in the roof of the porch. Hitmen came and sprayed as an emergency, bc I was stung and so was a 2nd grader. We also have honeybee hives out in the pasture behind school and have had a bunch visiting the playground. Moredas are cultivating honey, but there is very little in bloom right now so the bees come see what they can get...

-Pending Knox Box will be \$380. Jordan and I touched base, but I have not heard back from the company...

- Emergency light by the back of my class is out - a neighbor stopped by to tell me. I will ask Dan for help fixing that.

Agenda Item 12

DRAFT

Marin County Office of Education	Column1	Column2	Column3	Column4	Column5	Column6	Column7	Column8
School Rules Distribution								
October 27, 2020								
						\$650,000		
DRAFT								
District	Grade Span				Basic Aid	Total	Amount To	Percentage
	K-3	4-6	7-8	9-12	Choice	ADA	Distribute	
Bolinas	44.43	24.78	14.32	-		83.53	1,507.00	0.23%
Kentfield	488.62	377.86	280.48	-		1,146.96	20,690.00	3.18%
Laguna	3.77	6.01	-	-		9.78	177.00	0.03%
Lagunitas	77.17	83.63	66.51	-		227.31	4,100.00	0.63%
Larkspur Corte-Madera	664.58	486.06	332.73	-		1,483.37	26,759.00	4.12%
Lincoln	3.38	2.60	-	-		5.98	108.00	0.02%
Mill Valley	1,167.97	873.68	706.65	-		2,748.30	49,577.00	7.63%
Miller Creek	810.93	697.51	439.66	-		1,948.10	35,142.00	5.41%
Nicasio	16.13	13.41	8.45	-		37.99	685.00	0.11%
Novato Unified	2,031.68	1,547.74	1,128.93	2,637.35		7,345.70	132,511.00	20.39%
Reed	449.79	446.23	363.62	-		1,259.64	22,723.00	3.50%
Ross	138.90	148.06	79.92	-		366.88	6,618.00	1.02%
Ross Valley	821.93	661.66	485.49	-		1,969.08	35,521.00	5.46%
Ross Valley Charter	123.63	60.03	-	-		183.66	3,313.00	0.51%
San Rafael Elementary	2,057.66	1,447.66	923.55	-		4,428.87	79,893.00	12.29%
San Rafael High	-	-	-	2,651.03	8.66	2,659.69	47,979.00	7.38%
Sausalito Marin - City	64.86	30.17	17.97	-		113.00	2,038.00	0.31%
Shoreline Unified	110.92	92.88	57.27	110.73	106.18	477.98	8,622.00	1.33%
Tamalpais Union High	-	-	-	4,929.46		4,929.46	88,924.00	13.68%
Union Joint	-	-	-	-		-	-	0.00%
Novato Charter	130.47	81.42	51.37	-		263.26	4,749.00	0.73%
Willow Creek	139.36	125.96	86.94	-		352.26	6,354.00	0.98%
Oracle Independent Study	-	-	-	15.50		15.50	280.00	0.04%
Phoenix Academy	-	-	1.01	13.17		14.18	256.00	0.04%
MCOE Juvenile Court	-	-	1.03	14.64		15.67	283.00	0.04%
Marin Community School	-	-	1.69	12.80		14.49	261.00	0.04%
TOTAL K-12 ADA	9,346.18	7,207.35	5,047.59	10,384.68	114.84	32,100.64	579,070.00	89.09%
Countywide Special Ed						3,932.00	70,930.00	10.91%
TOTAL ALL ADA						36,032.64	650,000.00	100.00%

Statistical Bulletin 20-02(R1) August 24, 2020

Special Ed Enrollment Report Cycle (used enrollment report from KL 10/14/20)

Ross Valley Charter 2019-20 ADA Principal Apport. CDE Report

Tam USD P-2 ADA (email from district fcardinale 10/14/20)

Redwood	1,880.28	34,407.00
Drake	1,270.42	23,247.00
Tamiscal	135.67	2,483.00
Tam High	1,521.13	27,835.00
San Andreas	51.99	952.00
	<u>4,859.49</u>	<u>88,924.00</u>
		Total

Agenda Item 13

DISTRICT: 019 LAGUNA JOINT SCHOOL DISTRICT
BATCH: 0009 LAGUNA DATED 10/30/2020
FUND : 01 GENERAL FUND

WARRANT VENDOR/ADDR NAME (REMIT) DEPOSIT TYPE ABA NUM ACCOUNT NUM
REQ# REFERENCE LN FD RESC Y OBJT SO GOAL FUNC LOC ACT GRP DESCRIPTION AMOUNT

20277996 000214/ A T & T

PV-210039 01-0000-0-5970.00-0000-2700-020-000-000 14868772 JUNE 2020 26.94

01-0000-0-5970.00-0000-7200-020-000-000 14868772 JUNE 2020 11.55

PV-210040 01-0000-0-5970.00-0000-2700-020-000-000 15296376 SEPTEMBER 2020 28.97

01-0000-0-5970.00-0000-7200-020-000-000 15296376 SEPTEMBER 2020 12.42

PV-210041 01-0000-0-5970.00-0000-2700-020-000-000 15439119 OCTOBER 2020 29.10

01-0000-0-5970.00-0000-7200-020-000-000 15439119 OCTOBER 2020 12.47

WARRANT TOTAL \$121.45

20277997 000795/ ALEN CORPORATION

PV-210038 01-0000-0-4400.00-0000-8200-020-000-000 176130 1,664.89

WARRANT TOTAL \$1,664.89

20277998 000763/ MAYACAMAS MOUNTAIN SPRING WATE

PV-210042 01-0000-0-5535.00-0000-8200-020-000-000 48025 OCTOBER 2020 38.00

WARRANT TOTAL \$38.00

20277999 000012/ P. G. & E.

PV-210044 01-0000-0-5510.00-0000-8200-020-000-000 7404825897-9 OCTOBER 2020 193.23

WARRANT TOTAL \$193.23

20278000 000311/ PETALUMA SCHOOL DISTRICT

PV-210043 01-0000-0-5840.00-0000-3700-020-000-000 CA21-00058 SEPTEMBER 2020 40.00

WARRANT TOTAL \$40.00

*** FUND TOTALS *** TOTAL NUMBER OF CHECKS: 5 TOTAL AMOUNT OF CHECKS: \$2,057.57*
TOTAL ACH GENERATED: 0 TOTAL AMOUNT OF ACH: \$.00*
TOTAL EFT GENERATED: 0 TOTAL AMOUNT OF EFT: \$.00*
TOTAL PAYMENTS: 5 TOTAL AMOUNT: \$2,057.57*

*** BATCH TOTALS *** TOTAL NUMBER OF CHECKS: 5 TOTAL AMOUNT OF CHECKS: \$2,057.57*
TOTAL ACH GENERATED: 0 TOTAL AMOUNT OF ACH: \$.00*
TOTAL EFT GENERATED: 0 TOTAL AMOUNT OF EFT: \$.00*
TOTAL PAYMENTS: 5 TOTAL AMOUNT: \$2,057.57*

*** DISTRICT TOTALS *** TOTAL NUMBER OF CHECKS: 5 TOTAL AMOUNT OF CHECKS: \$2,057.57*
TOTAL ACH GENERATED: 0 TOTAL AMOUNT OF ACH: \$.00*
TOTAL EFT GENERATED: 0 TOTAL AMOUNT OF EFT: \$.00*
TOTAL PAYMENTS: 5 TOTAL AMOUNT: \$2,057.57*

DISTRICT: 019 LAGUNA JOINT SCHOOL DISTRICT
BATCH: 0008 LAGUNA DATED 10/28/2020
FUND : 01 GENERAL FUND

WARRANT VENDOR/ADDR NAME (REMIT) DEPOSIT TYPE ABA NUM ACCOUNT NUM AMOUNT
REQ# REFERENCE LN FD RESC Y OBJT SO GOAL FUNC LOC ACT GRP DESCRIPTION

20277724 000370/ APPLE COMPUTER INC.

PV-210036 01-3220-0-4300.00-1110-1010-020-000-000 PROP 2104377254 1-IPAD 438.91
PV-210037 01-3220-0-4300.00-1110-1010-020-000-000 AD09203376 5-IPADS 2,194.55
WARRANT TOTAL \$2,633.46

20277725 000075/ MARIN CO OFFICE OF EDUCATION

CL-200009 01-0000-0-9528.00-0000-0000-000-000-000 200719 H & W JUNE 2020 134.17
CL-200010 01-0000-0-9529.00-0000-0000-000-000-000 200719 H & W JUNE 2020 20.42
CL-200011 01-0000-0-9210.00-0000-0000-000-000-000 200719 H & W JUNE 2020 588.06
CL-200012 01-0000-0-3402.00-0000-7100-020-000-000 200719 H & W JUNE 2020 154.59
CL-200013 01-0000-0-3402.00-0000-7100-020-000-000 200719 H & W JUNE 2020 134.17
CL-200014 01-0000-0-3402.00-0000-7100-020-000-000 200719 H & W JUNE 2020 20.42
CL-200015 01-0000-0-3402.00-0000-7100-020-000-000 200719 H & W JUNE 2020 134.17
CL-200016 01-0000-0-3402.00-0000-7100-020-000-000 200719 H & W JUNE 2020 20.42
CL-200017 01-0000-0-9526.00-0000-0000-000-000-000 200719 H & W JUNE 2020 742.65
CL-200018 01-0000-0-9528.00-0000-0000-000-000-000 200719 H & W JUNE 2020 134.17
CL-200019 01-0000-0-9529.00-0000-0000-000-000-000 200719 H & W JUNE 2020 20.42
WARRANT TOTAL \$2,103.66

*** FUND TOTALS *** TOTAL NUMBER OF CHECKS: 2 TOTAL AMOUNT OF CHECKS: \$4,737.12*
TOTAL ACH GENERATED: 0 TOTAL AMOUNT OF ACH: \$.00*
TOTAL EFT GENERATED: 0 TOTAL AMOUNT OF EFT: \$.00*
TOTAL PAYMENTS: 2 TOTAL AMOUNT: \$4,737.12*

*** BATCH TOTALS *** TOTAL NUMBER OF CHECKS: 2 TOTAL AMOUNT OF CHECKS: \$4,737.12*
TOTAL ACH GENERATED: 0 TOTAL AMOUNT OF ACH: \$.00*
TOTAL EFT GENERATED: 0 TOTAL AMOUNT OF EFT: \$.00*
TOTAL PAYMENTS: 2 TOTAL AMOUNT: \$4,737.12*

*** DISTRICT TOTALS *** TOTAL NUMBER OF CHECKS: 2 TOTAL AMOUNT OF CHECKS: \$4,737.12*
TOTAL ACH GENERATED: 0 TOTAL AMOUNT OF ACH: \$.00*
TOTAL EFT GENERATED: 0 TOTAL AMOUNT OF EFT: \$.00*
TOTAL PAYMENTS: 2 TOTAL AMOUNT: \$4,737.12*

DISTRICT: 019 LAGUNA JOINT SCHOOL DISTRICT
BATCH: 0007 LAGUNA
FUND : 01 GENERAL FUND

WARRANT	VENDOR/ADDR	NAME (REMIT)	REQ#	REFERENCE LN	FD RESC Y	OBJT	SO GOAL	FUNC	LOC	ACT	GRP	DEPOSIT TYPE	ABA NUM	ACCOUNT NUM	DESCRIPTION	AMOUNT
20277140	000491/	CDW GOVERNMENT INC														

	PV-210033			01-3220-0-4300.00-1110-1010-020-000-000									1855852			11.09
	PV-210034			01-3220-0-4300.00-1110-1010-020-000-000									1920017			3,716.28
	PV-210035			01-3220-0-4300.00-1110-1010-020-000-000									1982962			50.00
				WARRANT TOTAL												\$3,777.37

20277141	000763/	MAYACAMAS MOUNTAIN SPRING WATE														
	PV-210031			01-0000-0-5535.00-0000-8200-020-000-000									47074	SEPTEMBER 2020		38.00
				WARRANT TOTAL												\$38.00

20277142	000311/	PETALUMA SCHOOL DISTRICT														
	PV-210032			01-0000-0-5840.00-0000-3700-020-000-000												20.00
				WARRANT TOTAL												\$20.00

20277143	000374/	POPPY BANK														
	RC-210001			01-9194-0-4300.00-1110-1010-020-000-000											REALLY GOOD STUFF CLASS SUPPLI	57.89
	RC-210002			01-9194-0-4300.00-1110-1010-020-000-000											SUMDOG	195.00
	RC-210003			01-9194-0-4300.00-1110-1010-020-000-000											OTC T-SHIRTS	332.96
				WARRANT TOTAL												\$585.85

*** FUND	TOTALS ***																
				TOTAL NUMBER OF CHECKS:		4											\$4,421.22*
				TOTAL ACH GENERATED:		0											\$.00*
				TOTAL EFT GENERATED:		0											\$.00*
				TOTAL PAYMENTS:		4											\$4,421.22*

*** BATCH	TOTALS ***																
				TOTAL NUMBER OF CHECKS:		4											\$4,421.22*
				TOTAL ACH GENERATED:		0											\$.00*
				TOTAL EFT GENERATED:		0											\$.00*
				TOTAL PAYMENTS:		4											\$4,421.22*

*** DISTRICT	TOTALS ***																
				TOTAL NUMBER OF CHECKS:		4											\$4,421.22*
				TOTAL ACH GENERATED:		0											\$.00*
				TOTAL EFT GENERATED:		0											\$.00*
				TOTAL PAYMENTS:		4											\$4,421.22*

APY250 L.00.06 Marin County Office of Education
COMMERCIAL WARRANT REGISTER
FOR WARRANTS DATED 10/16/2020

DISTRICT: 019 LAGUNA JOINT SCHOOL DISTRICT
BATCH: 0006 LAGUNA JOINT
FUND : 01 GENERAL FUND

WARRANT VENDOR/ADDR NAME (REMIT) DEPOSIT TYPE ABA NUM ACCOUNT NUM AMOUNT
REQ# REFERENCE LN PD RESC Y OBJT SO GOAL FUNC LOC ACT GRP DESCRIPTION

20276855 000671/ BAY ALARM
PV-210022 01-0000-0-5840.00-0000-8300-020-000-000 17699495 EXTENDED WARRANTY 88.68
01-0000-0-5840.00-0000-8300-020-000-000 17699495 SECURITY ALARM MONITO 110.85
WARRANT TOTAL \$199.53

20276856 000006/ FISHMAN SUPPLY COMPANY
PV-210023 01-0000-0-4300.00-0000-8200-020-000-000 1267882 32.45
PV-210024 01-0000-0-4300.00-0000-8200-020-000-000 1273414 139.14
WARRANT TOTAL \$171.59

20276857 000226/ OFFICE DEPOT
PV-210025 01-0000-0-4300.00-1110-1010-020-000-000 118938745002 1.88
P. G. & E. \$1.88

20276858 000012/ P. G. & E.
PV-210026 01-0000-0-5510.00-0000-8200-020-000-000 7404825897-9 SEPTEMBER 2020 156.87
WARRANT TOTAL \$156.87

20276859 000770/ RECOLOGY
PV-210027 01-0000-0-5550.00-0000-8200-020-000-000 1810537324 SEPTEMBER 2020 107.53
WARRANT TOTAL \$107.53

20276860 000774/ SEEDS OF AWARENESS INC.
PV-210028 01-6500-0-5835.00-5770-1182-020-000-000 3149 AUG & SEPT 2020 1,672.00
WARRANT TOTAL \$1,672.00

20276861 000697/ SAMANTHA SHURA
PV-210029 01-6500-0-5835.00-5770-1182-020-000-000 OT SERVICES AUGUST 2020 190.00
PV-210030 01-6500-0-5835.00-5770-1182-020-000-000 OT SERVICES SEPTEMBER 2020 380.00
WARRANT TOTAL \$570.00

*** FUND TOTALS ***
TOTAL NUMBER OF CHECKS: 7 TOTAL AMOUNT OF CHECKS: \$2,879.40*
TOTAL ACH GENERATED: 0 TOTAL AMOUNT OF ACH: \$.00*
TOTAL EFT GENERATED: 0 TOTAL AMOUNT OF EFT: \$.00*
TOTAL PAYMENTS: 7 TOTAL AMOUNT: \$2,879.40*

*** BATCH TOTALS ***
TOTAL NUMBER OF CHECKS: 7 TOTAL AMOUNT OF CHECKS: \$2,879.40*
TOTAL ACH GENERATED: 0 TOTAL AMOUNT OF ACH: \$.00*
TOTAL EFT GENERATED: 0 TOTAL AMOUNT OF EFT: \$.00*
TOTAL PAYMENTS: 7 TOTAL AMOUNT: \$2,879.40*

*** DISTRICT TOTALS ***
TOTAL NUMBER OF CHECKS: 7 TOTAL AMOUNT OF CHECKS: \$2,879.40*
TOTAL ACH GENERATED: 0 TOTAL AMOUNT OF ACH: \$.00*
TOTAL EFT GENERATED: 0 TOTAL AMOUNT OF EFT: \$.00*
TOTAL PAYMENTS: 7 TOTAL AMOUNT: \$2,879.40*

Agenda Item 15

SCHOOL DISTRICT/COUNTY/OFFICE OF EDUCATION Laguna Joint School District		COUNTY Marin	NUMBER OF CLASSROOMS ON SITE 1
SCHOOL SITE 2657 Chileno Valley Road, Petaluma, CA 94952		SCHOOL TYPE (GRADE LEVELS) K-6	
INSPECTOR'S NAME D. Hess, S. Hess, J. Lanatti, C. Demchuck		NAME OF DISTRICT REPRESENTATIVE ACCOMPANYING THE INSPECTOR(S) (IF APPLICABLE) Luke McCann	
INSPECTOR'S TITLE Board Members/Principal			
TIME OF INSPECTION 7:00p.m. October 13, 2020		WEATHER CONDITION AT TIME OF INSPECTION Good	

PART III: CATEGORY TOTALS AND RANKING (round all calculations to two decimal places)

TOTAL NUMBER OF AREAS EVALUATED	CATEGORY TOTALS	A. SYSTEMS			B. INTERIOR SURFACES	C. CLEANLINESS		D. ELECTRICAL	E. RESTROOMS/FOUNTAINS		F. SAFETY		G. STRUCTURAL		H. EXTERNAL	
		GAS LEAKS	MECH/HVAC	SEWER		OVERALL CLEANLINESS	PEST/VERMIN INFESTATION		ELECTRICAL	RESTROOMS	SINKS/FOUNTAINS	FIRE SAFETY	HAZARDOUS MATERIALS	STRUCTURAL DAMAGE	ROOFS	PLAYGROUND/SCHOOL GROUNDS
1	Number of "v"s: 1 Number of "D"s: 0 Number of "X"s: 0 Number of N/A's: 0	1	1	1	1	0	1	1	1	1	1	1	1	1	1	1
	Percent of System in Good Repair Number of "v"s divided by (Total Areas - "NA"s)	100.00%	100.00%	100.00%	100.00%	0.00%	100.00%	100.00%	100.00%	100.00%	100.00%	100.00%	100.00%	100.00%	100.00%	100.00%
	Total Percent per Category (average of above)	100.00%		100.00%	50.00%	100.00%	100.00%	100.00%	100.00%	100.00%	100.00%	100.00%	100.00%	100.00%	100.00%	100.00%
	Rank (Circle one) GOOD = 90%-100% FAIR = 75%-89.99% POOR = 0%-74.99%	GOOD		GOOD	POOR	GOOD	GOOD	GOOD	GOOD	GOOD	GOOD	GOOD	GOOD	GOOD	GOOD	GOOD

*Note: An extreme deficiency in any area automatically results in a "poor" ranking for that category and a zero for "Total Percent per Category".

OVERALL RATING: DETERMINE AVERAGE PERCENTAGE OF 8 CATEGORIES ABOVE → 93.75% SCHOOL RATING → GOOD

**For School Rating, apply the Percentage Range below to the average percentage determined above, taking into account the rating Description below.

PERCENTAGE	DESCRIPTION	RATING
99%-100%	The school meets most or all standards of good repair. Deficiencies noted, if any, are not significant and/or impact a very small area of the school.	EXEMPLARY
90%-98.99%	The school is maintained in good repair with a number of non-critical deficiencies noted. These deficiencies are isolated, and/or resulting from minor wear and tear, and/or in the process of being mitigated.	GOOD
75%-89.99%	The school is not in good repair. Some deficiencies noted are critical and/or widespread. Repairs and/or additional maintenance are necessary in several areas of the school site.	FAIR
0%-74.99%	The school facilities are in poor condition. Deficiencies of various degrees have been noted throughout the site. Major repairs and maintenance are necessary throughout the campus.	POOR

COMMENTS AND RATING EXPLANATION: Pest Report work needs to be programmed